

SITE 1 Summary

Sign 1	Westbound entry to Springholm
--------	-------------------------------

Week Ending	traffic	activations	%age	Red Light	%age
04/03/2018	11063	1645	14.87%		
11/03/2018	30823	3035	9.85%		
18/03/2018	30382	3098	10.20%		
25/03/2018	32094	2882	8.98%		
01/04/2018	30716	3007	9.79%		
08/04/2018	31781	3059	9.63%	346	11.31%
15/04/2018	31021	2984	9.62%	326	10.92%
22/04/2018	31818	2959	9.30%	307	10.38%
29/04/2018	32458	2867	8.83%	458	15.97%
06/05/2018	32458	2867	8.83%	458	15.97%
13/05/2018	33438	3131	9.36%	531	16.96%
20/05/2018	33959	2806	8.26%	517	18.42%
27/05/2018	35258	679	1.93%	144	21.21%
03/06/2018	38855	2042	5.26%	343	16.80%
10/06/2018	34526	2810	8.14%	531	18.90%
17/06/2018	34083	2767	8.12%	530	19.15%
24/06/2018	33364	3167	9.49%	622	19.64%
01/07/2018	34523	2813	8.15%	473	16.81%
08/07/2018	34758	3116	8.96%	489	15.69%
15/07/2018	35012	3105	8.87%	543	17.49%
22/07/2018	33929	3246	9.57%	523	16.11%
29/07/2018	35613	3261	9.16%	517	15.85%
05/08/2018	36234	3349	9.24%	537	16.03%
12/08/2018	38567	3717	9.64%	577	15.52%
19/08/2018	37678	3172	8.42%	551	17.37%
26/08/2018	33869	3004	8.87%	533	17.74%
02/09/2018	33814	3322	9.82%	540	16.26%
09/09/2018	33141	3444	10.39%	566	16.43%
16/09/2018	32949	3305	10.03%	573	17.34%
23/09/2018	33141	3444	10.39%	566	16.43%
30/09/2018	32949	3305	10.03%	573	17.34%



	location	day	date	traffic	activations	perc	red light	perc
SIGN	1	thu	01/03/2018	2653	402	15.15%		
		fri	02/03/2018	3474	451	12.98%		
		sat	03/03/2018	2607	398	15.27%		
into	springholm	sun	04/03/2018	2329	394	16.92%		
from	Castle Douglas		total	11063	1645	14.87%		
		mon	05/03/2018	4367	417	9.55%		
		tue	06/03/2018	4607	434	9.42%		
		wed	07/03/2018	4737	471	9.94%		
		thu	08/03/2018	4825	464	9.62%		
		fri	09/03/2018	5000	445	8.90%		
		sat	10/03/2018	3702	396	10.70%		
		sun	11/03/2018	3585	408	11.38%		
			total	30823	3035	9.85%		
		mon	12/03/2018	4912	367	7.47%		
		tue	13/03/2018	4766	415	8.71%		
		wed	14/03/2018	4818	448	9.30%		
		thu	15/03/2018	4645	488	10.51%		
		fri	16/03/2018	4545	450	9.90%		
		sat	17/03/2018	3472	471	13.57%		
		sun	18/03/2018	3224	459	14.24%		
				30382	3098	10.20%		
		mon	19/03/2018	4694	480	10.23%		
		tue	20/03/2018	4655	396	8.51%		
		wed	21/03/2018	5033	360	7.15%		
		thu	22/03/2018	4883	442	9.05%		
		fri	23/03/2018	4976	416	8.36%		
		sat	24/03/2018	4004	381	9.52%		
		sun	25/03/2018	3849	407	10.57%		
				32094	2882	8.98%		
		mon	26/03/2018	4842	323	6.67%		
		tue	27/03/2018	4797	421	8.78%		
		wed	28/03/2018	4789	438	9.15%		
		thu	29/03/2018	4689	468	9.98%		
		fri	30/03/2018	4563	442	9.69%		
		sat	31/03/2018	3612	482	13.34%		
		sun	01/04/2018	3424	433	12.65%		
				30716	3007	9.79%		
		mon	02/04/2018	5026	346	6.88%	41	11.85%
		tue	03/04/2018	4932	423	8.58%	43	10.17%
		wed	04/04/2018	5032	451	8.96%	48	10.64%
		thu	05/04/2018	4758	472	9.92%	64	13.56%
		fri	06/04/2018	4691	438	9.34%	45	10.27%
		sat	07/04/2018	3721	478	12.85%	63	13.18%
		sun	08/04/2018	3621	451	12.46%	42	9.31%

	total	31781	3059	9.63%	346	11.31%
mon	09/04/2018	4788	323	6.75%	43	13.31%
tue	10/04/2018	4642	398	8.57%	38	9.55%
wed	11/04/2018	4801	432	9.00%	42	9.72%
thu	12/04/2018	4732	462	9.76%	58	12.55%
fri	13/04/2018	4612	421	9.13%	41	9.74%
sat	14/04/2018	3823	481	12.58%	58	12.06%
sun	15/04/2018	3623	467	12.89%	46	9.85%
		31021	2984	9.62%	326	10.92%
mon	16/04/2018	4786	362	7.56%	39	10.77%
tue	17/04/2018	4688	388	8.28%	41	10.57%
wed	18/04/2018	4932	403	8.17%	39	9.68%
thu	19/04/2018	4803	458	9.54%	52	11.35%
fri	20/04/2018	4783	432	9.03%	46	10.65%
sat	21/04/2018	4013	465	11.59%	52	11.18%
sun	22/04/2018	3813	451	11.83%	38	8.43%
		31818	2959	9.30%	307	10.38%
mon	23/04/2018	4781	379	7.93%	62	16.36%
tue	24/04/2018	4809	402	8.36%	68	16.92%
wed	25/04/2018	5003	428	8.55%	68	15.89%
thu	26/04/2018	4972	408	8.21%	60	14.71%
fri	27/04/2018	5174	439	8.48%	77	17.54%
sat	28/04/2018	4062	411	10.12%	56	13.63%
sun	29/04/2018	3657	400	10.94%	67	16.75%
		32458	2867	8.83%	458	15.97%
mon	30/04/2018	4781	379	7.93%	62	16.36%
tue	01/05/2018	4809	402	8.36%	68	16.92%
wed	02/05/2018	5003	428	8.55%	68	15.89%
thu	03/05/2018	4972	408	8.21%	60	14.71%
fri	04/05/2018	5174	439	8.48%	77	17.54%
sat	05/05/2018	4062	411	10.12%	56	13.63%
sun	06/05/2018	3657	400	10.94%	67	16.75%
		32458	2867	8.83%	458	15.97%
mon	07/05/2018	4915	428	8.71%	88	20.56%
tue	08/05/2018	4913	379	7.71%	69	18.21%
wed	09/05/2018	5074	415	8.18%	77	18.55%
thu	10/05/2018	5078	473	9.31%	84	17.76%
fri	11/05/2018	5365	488	9.10%	84	17.21%
sat	12/05/2018	4199	550	13.10%	69	12.55%
sun	13/05/2018	3894	398	10.22%	60	15.08%
		33438	3131	9.36%	531	16.96%

mon	14/05/2018	5038	379	7.52%	71	18.73%
tue	15/05/2018	4955	349	7.04%	53	15.19%
wed	16/05/2018	5115	374	7.31%	79	21.12%

thu	17/05/2018	4982	387	7.77%	78	20.16%
fri	18/05/2018	5407	429	7.93%	65	15.15%
sat	19/05/2018	3963	416	10.50%	83	19.95%
sun	20/05/2018	4499	472	10.49%	88	18.64%
		33959	2806	8.26%	517	18.42%
mon	21/05/2018	5341	473	8.86%	101	21.35%
tue	22/05/2018	4755	120	2.52%	26	21.67%
wed	23/05/2018	5433	22	0.40%	5	22.73%
thu	24/05/2018	5254	9	0.17%	4	44.44%
fri	25/05/2018	5683	18	0.32%	3	16.67%
sat	26/05/2018	4454	18	0.40%	2	11.11%
sun	27/05/2018	4338	19	0.44%	3	15.79%
		35258	679	1.93%	144	21.21%
mon	28/05/2018	6343	23	0.36%	2	8.70%
tue	29/05/2018	5779	208	3.60%	27	12.98%
wed	30/05/2018	5815	283	4.87%	58	20.49%
thu	31/05/2018	5861	313	5.34%	56	17.89%
fri	01/06/2018	5860	386	6.59%	75	19.43%
sat	02/06/2018	4870	414	8.50%	77	18.60%
sun	03/06/2018	4327	415	9.59%	48	11.57%
		38855	2042	5.26%	343	16.80%
mon	04/06/2018	5175	416	8.04%	92	22.12%
tue	05/06/2018	5173	376	7.27%	66	17.55%
wed	06/06/2018	5122	387	7.56%	77	19.90%
thu	07/06/2018	5138	381	7.42%	84	22.05%
fri	08/06/2018	5388	357	6.63%	70	19.61%
sat	09/06/2018	4227	446	10.55%	62	13.90%
sun	10/06/2018	4303	447	10.39%	80	17.90%
		34526	2810	8.14%	531	18.90%
mon	11/06/2018	5139	392	7.63%	84	21.43%
tue	12/06/2018	5389	276	5.12%	52	18.84%
wed	13/06/2018	5160	369	7.15%	84	22.76%
thu	14/06/2018	5081	431	8.48%	75	17.40%
fri	15/06/2018	5458	493	9.03%	89	18.05%
sat	16/06/2018	3993	372	9.32%	69	18.55%
sun	17/06/2018	3863	434	11.23%	77	17.74%
		34083	2767	8.12%	530	19.15%
mon	18/06/2018	5064	472	9.32%	93	19.70%
tue	19/06/2018	4946	432	8.73%	87	20.14%
wed	20/06/2018	5114	428	8.37%	88	20.56%
thu	21/06/2018	5033	456	9.06%	95	20.83%
fri	22/06/2018	4883	452	9.26%	94	20.80%
sat	23/06/2018	4245	430	10.13%	78	18.14%
sun	24/06/2018	4079	497	12.18%	87	17.51%
		33364	3167	9.49%	622	19.64%

mon	25/06/2018	3908	310	7.93%	51	16.45%
tue	26/06/2018	5095	409	8.03%	71	17.36%
wed	27/06/2018	5301	413	7.79%	87	21.07%
thu	28/06/2018	5403	401	7.42%	85	21.20%
fri	29/06/2018	5680	387	6.81%	64	16.54%
sat	30/06/2018	4530	420	9.27%	50	11.90%
sun	01/07/2018	4606	473	10.27%	65	13.74%
		34523	2813	8.15%	473	16.81%

mon	02/07/2018	5221	433	8.29%	74	17.09%
tue	03/07/2018	4974	419	8.42%	69	16.47%
wed	04/07/2018	5206	439	8.43%	81	18.45%
thu	05/07/2018	5246	439	8.37%	64	14.58%
fri	06/07/2018	5390	433	8.03%	63	14.55%
sat	07/07/2018	4285	474	11.06%	74	15.61%
sun	08/07/2018	4436	479	10.80%	64	13.36%
	total	34758	3116	8.96%	489	15.69%
mon	09/07/2018	5532	435	7.86%	89	20.46%
tue	10/07/2018	5260	399	7.59%	78	19.55%
wed	11/07/2018	5236	440	8.40%	84	19.09%
thu	12/07/2018	5226	425	8.13%	90	21.18%
fri	13/07/2018	5307	457	8.61%	78	17.07%
sat	14/07/2018	4355	466	10.70%	66	14.16%
sun	15/07/2018	4096	483	11.79%	58	12.01%
		35012	3105	8.87%	543	17.49%
mon	16/07/2018	5388	447	8.30%	75	16.78%
tue	17/07/2018	5174	479	9.26%	84	17.54%
wed	18/07/2018	5325	541	10.16%	88	16.27%
thu	19/07/2018	5226	462	8.84%	76	16.45%
fri	20/07/2018	5501	474	8.62%	60	12.66%
sat	21/07/2018	4230	495	11.70%	75	15.15%
sun	22/07/2018	3085	348	11.28%	65	18.68%
		33929	3246	9.57%	523	16.11%
mon	23/07/2018	5240	486	9.27%	67	13.79%
tue	24/07/2018	5063	460	9.09%	75	16.30%
wed	25/07/2018	5398	460	8.52%	80	17.39%
thu	26/07/2018	5415	493	9.10%	77	15.62%
fri	27/07/2018	5614	437	7.78%	88	20.14%
sat	28/07/2018	4589	443	9.65%	69	15.58%
sun	29/07/2018	4294	482	11.22%	61	12.66%
		35613	3261	9.16%	517	15.85%
mon	30/07/2018	5232	469	8.96%	72	15.35%
tue	31/07/2018	5041	469	9.30%	88	18.76%
wed	01/08/2018	5461	443	8.11%	76	17.16%
thu	02/08/2018	5465	479	8.76%	88	18.37%

fri	03/08/2018	5907	492	8.33%	87	17.68%
sat	04/08/2018	4992	509	10.20%	74	14.54%
sun	05/08/2018	4136	488	11.80%	52	10.66%
		36234	3349	9.24%	537	16.03%

mon	06/08/2018	5783	525	9.08%	71	13.52%
tue	07/08/2018	5627	526	9.35%	87	16.54%
wed	08/08/2018	5611	549	9.78%	86	15.66%
thu	09/08/2018	5687	526	9.25%	90	17.11%
fri	10/08/2018	6085	529	8.69%	86	16.26%
sat	11/08/2018	4989	529	10.60%	77	14.56%
sun	12/08/2018	4785	533	11.14%	80	15.01%
		38567	3717	9.64%	577	15.52%
mon	13/08/2018	5666	456	8.05%	66	14.47%
tue	14/08/2018	5623	427	7.59%	86	20.14%
wed	15/08/2018	5712	424	7.42%	92	21.70%
thu	16/08/2018	5609	468	8.34%	83	17.74%
fri	17/08/2018	5950	462	7.76%	77	16.67%
sat	18/08/2018	4695	481	10.24%	78	16.22%
sun	19/08/2018	4423	454	10.26%	69	15.20%
		37678	3172	8.42%	551	17.37%
mon	19/08/2018	5087	493	9.69%	81	16.43%
tue	20/08/2018	4871	446	9.16%	88	19.73%
wed	21/08/2018	4942	368	7.45%	67	18.21%
thu	22/08/2018	5008	394	7.87%	73	18.53%
fri	23/08/2018	5351	442	8.26%	81	18.33%
sat	24/08/2018	4554	428	9.40%	64	14.95%
sun	25/08/2018	4056	433	10.68%	79	18.24%
		33869	3004	8.87%	533	17.74%
mon	26/08/2018	5012	408	8.14%	64	15.69%
tue	27/08/2018	5042	440	8.73%	76	17.27%
wed	28/08/2018	4982	489	9.82%	94	19.22%
thu	29/08/2018	5064	530	10.47%	81	15.28%
fri	30/08/2018	5343	488	9.13%	68	13.93%
sat	31/08/2018	4359	459	10.53%	69	15.03%
sun	01/09/2018	4012	508	12.66%	88	17.32%
		33814	3322	9.82%	540	16.26%
mon	02/09/2018	4989	522	10.46%	93	17.82%
tue	03/09/2018	4615	507	10.99%	89	17.55%
wed	04/09/2018	4210	298	7.08%	66	22.15%
thu	05/09/2018	5309	582	10.96%	82	14.09%
fri	06/09/2018	5581	540	9.68%	86	15.93%
sat	07/09/2018	4330	490	11.32%	75	15.31%
sun	08/09/2018	4107	505	12.30%	75	14.85%
		33141	3444	10.39%	566	16.43%

mon	09/09/2018	5200	481	9.25%	93	19.33%
tue	10/09/2018	4885	467	9.56%	73	15.63%
wed	11/09/2018	4436	453	10.21%	70	15.45%
thu	12/09/2018	5013	513	10.23%	86	16.76%
fri	13/09/2018	5274	463	8.78%	90	19.44%
sat	14/09/2018	4330	463	10.69%	80	17.28%
sun	15/09/2018	3811	465	12.20%	81	17.42%
		32949	3305	10.03%	573	17.34%

mon	17/09/2018	4989	522	10.46%	93	17.82%
tue	18/09/2018	4615	507	10.99%	89	17.55%
wed	19/09/2018	4210	298	7.08%	66	22.15%
thu	20/09/2018	5309	582	10.96%	82	14.09%
fri	21/09/2018	5581	540	9.68%	86	15.93%
sat	22/09/2018	4330	490	11.32%	75	15.31%
sun	23/09/2018	4107	505	12.30%	75	14.85%
		33141	3444	10.39%	566	16.43%

mon	24/09/2018	5200	481	9.25%	93	19.33%
tue	25/09/2018	4885	467	9.56%	73	15.63%
wed	26/09/2018	4436	453	10.21%	70	15.45%
thu	27/09/2018	5013	513	10.23%	86	16.76%
fri	28/09/2018	5274	463	8.78%	90	19.44%
sat	29/09/2018	4330	463	10.69%	80	17.28%
sun	30/09/2018	3811	465	12.20%	81	17.42%
		32949	3305	10.03%	573	17.34%



Site 2 Summary

Sign 2	Westbound exit from Springholm
--------	--------------------------------

Week Ending	traffic	activations	%age	red light	%age
04/03/2018	10813	1061	9.81%		
11/03/2018	30610	2483	8.11%		
18/03/2018	29697	2439	8.21%		
25/03/2018	31860	2792	8.76%		
01/04/2018	29864	2507	8.39%		
08/04/2018	29565	2512	8.50%	348	13.85%
15/04/2018	29896	2615	8.75%	356	13.61%
22/04/2018	29316	2577	8.79%	365	14.16%
29/04/2018	31875	2667	8.37%	534	20.02%
06/05/2018	34346	2758	8.03%	583	21.14%
13/05/2018	32023	2464	7.69%	448	18.18%
20/05/2018	33368	2334	6.99%	526	22.54%
27/05/2018	37947	385	1.01%	95	24.68%
03/06/2018	34538	1799	5.21%	460	25.57%
10/06/2018	33586	2178	6.48%	521	23.92%
17/06/2018	33388	2039	6.11%	518	25.40%
24/06/2018	32352	2216	6.85%	540	24.37%
01/07/2018	33101	2385	7.21%	417	17.48%
08/07/2018	33803	2644	7.82%	450	17.02%
15/07/2018	34317	2502	7.29%	441	17.63%
22/07/2018	35977	2662	7.40%	465	17.47%
29/07/2018	35937	2697	7.50%	463	17.17%
05/08/2018	36857	2720	7.38%	474	17.43%
12/08/2018	36650	2507	6.84%	498	19.86%
19/08/2018	36037	2606	7.23%	467	17.92%
26/08/2018	33374	2164	6.48%	431	19.92%
02/09/2018	33155	2186	6.59%	452	20.68%
09/09/2018	33252	2243	6.75%	464	20.69%
16/09/2018	33058	2099	6.35%	409	19.49%
23/09/2018	32766	2004	6.12%	437	21.81%



	location	day	date	traffic	activations	perc	red light	perc
SIGN	2	thu	01/03/2018	2624	287	10.94%		
		fri	02/03/2018	3478	276	7.94%		
		sat	03/03/2018	2670	257	9.63%		
leaving	springholm	sun	04/03/2018	2041	241	11.81%		
to	Castle Douglas		total	10813	1061	9.81%		
		mon	05/03/2018	4245	314	7.40%		
		tue	06/03/2018	4467	325	7.28%		
		wed	07/03/2018	4658	322	6.91%		
		thu	08/03/2018	4713	393	8.34%		
		fri	09/03/2018	5405	428	7.92%		
		sat	10/03/2018	3869	353	9.12%		
		sun	11/03/2018	3253	348	10.70%		
			total	30610	2483	8.11%		
		mon	12/03/2018	4455	366	8.22%		
		tue	13/03/2018	4710	387	8.22%		
		wed	14/03/2018	4608	314	6.81%		
		thu	15/03/2018	4517	312	6.91%		
		fri	16/03/2018	4907	403	8.21%		
		sat	17/03/2018	3752	400	10.66%		
		sun	18/03/2018	2748	257	9.35%		
				29697	2439	8.21%		
		mon	19/03/2018	4514	379	8.40%		
		tue	20/03/2018	4662	358	7.68%		
		wed	21/03/2018	4799	378	7.88%		
		thu	22/03/2018	4843	386	7.97%		
		fri	23/03/2018	5379	455	8.46%		
		sat	24/03/2018	4293	444	10.34%		
		sun	25/03/2018	3370	392	11.63%		
				31860	2792	8.76%		
		mon	26/03/2018	4482	372	8.30%		
		tue	27/03/2018	4715	384	8.14%		
		wed	28/03/2018	4632	321	6.93%		
		thu	29/03/2018	4499	316	7.02%		
		fri	30/03/2018	4878	410	8.41%		
		sat	31/03/2018	3812	423	11.10%		
		sun	01/04/2018	2846	281	9.87%		
				29864	2507	8.39%		
		mon	02/04/2018	4323	360	8.33%	43	11.94%
		tue	03/04/2018	4710	392	8.32%	48	12.24%
		wed	04/04/2018	4608	323	7.01%	44	13.62%
		thu	05/04/2018	4517	319	7.06%	58	18.18%
		fri	06/04/2018	4907	419	8.54%	52	12.41%
		sat	07/04/2018	3752	421	11.22%	65	15.44%
		sun	08/04/2018	2748	278	10.12%	38	13.67%

	total	29565	2512	8.50%	348	13.85%
mon	09/04/2018	4229	381	9.01%	46	12.07%
tue	10/04/2018	4658	388	8.33%	51	13.14%
wed	11/04/2018	4559	344	7.55%	46	13.37%
thu	12/04/2018	4568	323	7.07%	53	16.41%
fri	13/04/2018	4887	387	7.92%	56	14.47%
sat	14/04/2018	3867	491	12.70%	61	12.42%
sun	15/04/2018	3128	301	9.62%	43	14.29%
		29896	2615	8.75%	356	13.61%
mon	16/04/2018	4132	344	8.33%	48	13.95%
tue	17/04/2018	4523	378	8.36%	53	14.02%
wed	18/04/2018	4618	356	7.71%	44	12.36%
thu	19/04/2018	4323	314	7.26%	56	17.83%
fri	20/04/2018	4744	398	8.39%	61	15.33%
sat	21/04/2018	3756	464	12.35%	45	9.70%
sun	22/04/2018	3220	323	10.03%	58	17.96%
		29316	2577	8.79%	365	14.16%
mon	23/04/2018	4453	341	7.66%	46	13.49%
tue	24/04/2018	4653	412	8.85%	84	20.39%
wed	25/04/2018	4915	356	7.24%	88	24.72%
thu	26/04/2018	4953	408	8.24%	84	20.59%
fri	27/04/2018	5441	439	8.07%	99	22.55%
sat	28/04/2018	4195	382	9.11%	76	19.90%
sun	29/04/2018	3265	329	10.08%	57	17.33%
		31875	2667	8.37%	534	20.02%
mon	30/04/2018	4758	392	8.24%	78	19.90%
tue	01/05/2018	4846	382	7.88%	77	20.16%
wed	02/05/2018	4941	346	7.00%	80	23.12%
thu	03/05/2018	5212	346	6.64%	89	25.72%
fri	04/05/2018	6442	469	7.28%	111	23.67%
sat	05/05/2018	4661	441	9.46%	71	16.10%
sun	06/05/2018	3486	382	10.96%	77	20.16%
		34346	2758	8.03%	583	21.14%

mon	07/05/2018	4055	371	9.15%	53	14.29%
tue	08/05/2018	4696	313	6.67%	68	21.73%
wed	09/05/2018	4800	324	6.75%	68	20.99%
thu	10/05/2018	5080	331	6.52%	68	20.54%
fri	11/05/2018	5633	377	6.69%	72	19.10%
sat	12/05/2018	4370	393	8.99%	58	14.76%
sun	13/05/2018	3389	355	10.48%	61	17.18%
		32023	2464	7.69%	448	18.18%
mon	14/05/2018	4899	313	6.39%	57	18.21%
tue	15/05/2018	4823	363	7.53%	94	25.90%
wed	16/05/2018	5043	378	7.50%	87	23.02%

thu	17/05/2018	5108	399	7.81%	89	22.31%
fri	18/05/2018	5936	361	6.08%	85	23.55%
sat	19/05/2018	4105	287	6.99%	61	21.25%
sun	20/05/2018	3454	233	6.75%	53	22.75%
		33368	2334	6.99%	526	22.54%
mon	21/05/2018	4874	248	5.09%	53	21.37%
tue	22/05/2018	4913	92	1.87%	35	38.04%
wed	23/05/2018	5282	11	0.21%	1	9.09%
thu	24/05/2018	5351	3	0.06%	1	33.33%
fri	25/05/2018	7164	17	0.24%	3	17.65%
sat	26/05/2018	6147	4	0.07%	0	0.00%
sun	27/05/2018	4216	10	0.24%	2	20.00%
		37947	385	1.01%	95	24.68%
mon	28/05/2018	5018	6	0.12%	2	33.33%
tue	29/05/2018	5310	164	3.09%	34	20.73%
wed	30/05/2018	5465	350	6.40%	111	31.71%
thu	31/05/2018	5371	304	5.66%	72	23.68%
fri	01/06/2018	5747	375	6.53%	100	26.67%
sat	02/06/2018	4186	330	7.88%	79	23.94%
sun	03/06/2018	3441	270	7.85%	62	22.96%
		34538	1799	5.21%	460	25.57%

mon	04/06/2018	4802	283	5.89%	60	21.20%
tue	05/06/2018	4943	287	5.81%	74	25.78%
wed	06/06/2018	5011	287	5.73%	79	27.53%
thu	07/06/2018	5032	294	5.84%	70	23.81%
fri	08/06/2018	5675	369	6.50%	90	24.39%
sat	09/06/2018	4400	333	7.57%	81	24.32%
sun	10/06/2018	3723	325	8.73%	67	20.62%
		33586	2178	6.48%	521	23.92%
mon	11/06/2018	4844	270	5.57%	42	15.56%
tue	12/06/2018	5401	235	4.35%	60	25.53%
wed	13/06/2018	4889	276	5.65%	76	27.54%
thu	14/06/2018	5048	316	6.26%	78	24.68%
fri	15/06/2018	5757	395	6.86%	108	27.34%
sat	16/06/2018	4176	296	7.09%	89	30.07%
sun	17/06/2018	3273	251	7.67%	65	25.90%
		33388	2039	6.11%	518	25.40%
mon	18/06/2018	4765	291	6.11%	79	27.15%
tue	19/06/2018	4757	280	5.89%	83	29.64%
wed	20/06/2018	4887	274	5.61%	76	27.74%
thu	21/06/2018	4922	304	6.18%	81	26.64%
fri	22/06/2018	5118	393	7.68%	108	27.48%
sat	23/06/2018	4237	347	8.19%	67	19.31%
sun	24/06/2018	3666	327	8.92%	46	14.07%
		32352	2216	6.85%	540	24.37%

mon	25/06/2018	3505	213	6.08%	39	18.31%
tue	26/06/2018	4991	293	5.87%	50	17.06%
wed	27/06/2018	5154	317	6.15%	59	18.61%
thu	28/06/2018	5299	338	6.38%	56	16.57%
fri	29/06/2018	5918	419	7.08%	79	18.85%
sat	30/06/2018	4624	428	9.26%	77	17.99%
sun	01/07/2018	3610	377	10.44%	57	15.12%
		33101	2385	7.21%	417	17.48%

mon	02/07/2018	4712	318	6.75%	56	17.61%
tue	03/07/2018	4717	297	6.30%	48	16.16%
wed	04/07/2018	4897	351	7.17%	67	19.09%
thu	05/07/2018	5061	348	6.88%	70	20.11%
fri	06/07/2018	5905	482	8.16%	72	14.94%
sat	07/07/2018	4435	414	9.33%	52	12.56%
sun	08/07/2018	3458	330	9.54%	53	16.06%
	total	33185	2540	7.65%	418	16.46%
mon	09/07/2018	4985	339	6.80%	64	18.88%
tue	10/07/2018	4882	319	6.53%	59	18.50%
wed	11/07/2018	4827	362	7.50%	56	15.47%
thu	12/07/2018	5092	375	7.36%	79	21.07%
fri	13/07/2018	5848	449	7.68%	80	17.82%
sat	14/07/2018	4669	429	9.19%	71	16.55%
sun	15/07/2018	3500	371	10.60%	41	11.05%
		33803	2644	7.82%	450	17.02%
mon	16/07/2018	5153	295	5.72%	45	15.25%
tue	17/07/2018	5009	358	7.15%	69	19.27%
wed	18/07/2018	5233	347	6.63%	50	14.41%
thu	19/07/2018	5254	351	6.68%	81	23.08%
fri	20/07/2018	6122	444	7.25%	78	17.57%
sat	21/07/2018	4984	444	8.91%	78	17.57%
sun	22/07/2018	2562	263	10.27%	40	15.21%
		34317	2502	7.29%	441	17.63%
mon	23/07/2018	5159	358	6.94%	61	17.04%
tue	24/07/2018	5080	349	6.87%	72	20.63%
wed	25/07/2018	5402	364	6.74%	77	21.15%
thu	26/07/2018	5437	419	7.71%	82	19.57%
fri	27/07/2018	6381	419	6.57%	79	18.85%
sat	28/07/2018	4964	431	8.68%	52	12.06%
sun	29/07/2018	3554	322	9.06%	42	13.04%
		35977	2662	7.40%	465	17.47%
mon	30/07/2018	5039	344	6.83%	52	15.12%
tue	31/07/2018	5105	329	6.44%	60	18.24%
wed	01/08/2018	5407	368	6.81%	65	17.66%
thu	02/08/2018	5261	386	7.34%	67	17.36%

fri	03/08/2018	6294	439	6.97%	87	19.82%
sat	04/08/2018	5307	459	8.65%	81	17.65%
sun	05/08/2018	3524	372	10.56%	51	13.71%
		35937	2697	7.50%	463	17.17%
mon	06/08/2018	5199	374	7.19%	69	18.45%
tue	07/08/2018	5329	335	6.29%	57	17.01%
wed	08/08/2018	5463	369	6.75%	72	19.51%
thu	09/08/2018	5616	385	6.86%	82	21.30%
fri	10/08/2018	6300	492	7.81%	91	18.50%
sat	11/08/2018	5013	432	8.62%	62	14.35%
sun	12/08/2018	3937	333	8.46%	41	12.31%
		36857	2720	7.38%	474	17.43%
mon	13/08/2018	5176	345	6.67%	69	20.00%
tue	14/08/2018	5163	356	6.90%	58	16.29%
wed	15/08/2018	5401	340	6.30%	69	20.29%
thu	16/08/2018	5588	301	5.39%	53	17.61%
fri	17/08/2018	6123	375	6.12%	101	26.93%
sat	18/08/2018	4930	440	8.92%	89	20.23%
sun	19/08/2018	4269	350	8.20%	59	16.86%
		36650	2507	6.84%	498	19.86%
mon	20/08/2018	5269	354	6.72%	66	18.64%
tue	21/08/2018	4985	313	6.28%	64	20.45%
wed	22/08/2018	5144	267	5.19%	53	19.85%
thu	23/08/2018	5482	360	6.57%	61	16.94%
fri	24/08/2018	6714	498	7.42%	86	17.27%
sat	25/08/2018	5104	481	9.42%	94	19.54%
sun	26/08/2018	3339	333	9.97%	43	12.91%
		36037	2606	7.23%	467	17.92%
mon	27/08/2018	4425	309	6.98%	45	14.56%
tue	28/08/2018	5513	315	5.71%	62	19.68%
wed	29/08/2018	4779	265	5.55%	71	26.79%
thu	30/08/2018	4950	297	6.00%	63	21.21%
fri	31/08/2018	5769	374	6.48%	85	22.73%
sat	01/09/2018	4406	333	7.56%	52	15.62%
sun	02/09/2018	3532	271	7.67%	53	19.56%
		33374	2164	6.48%	431	19.92%
mon	03/09/2018	4684	269	5.74%	57	21.19%
tue	04/09/2018	4812	286	5.94%	66	23.08%
wed	05/09/2018	4859	299	6.15%	59	19.73%
thu	06/09/2018	4896	304	6.21%	73	24.01%
fri	07/09/2018	5914	355	6.00%	91	25.63%
sat	08/09/2018	4662	347	7.44%	52	14.99%
sun	09/09/2018	3328	326	9.80%	54	16.56%
		33155	2186	6.59%	452	20.68%
mon	10/09/2018	4722	299	6.33%	47	15.72%
tue	11/09/2018	4922	317	6.44%	71	22.40%

wed	12/09/2018	4847	305	6.29%	56	18.36%
thu	13/09/2018	4929	320	6.49%	81	25.31%
fri	14/09/2018	5740	373	6.50%	91	24.40%
sat	15/09/2018	4401	339	7.70%	64	18.88%
sun	16/09/2018	3691	290	7.86%	54	18.62%
		33252	2243	6.75%	464	20.69%
mon	17/09/2018	4817	268	5.56%	54	20.15%
tue	18/09/2018	4636	221	4.77%	64	28.96%
wed	19/09/2018	4256	188	4.42%	44	23.40%
thu	20/09/2018	5205	319	6.13%	65	20.38%
fri	21/09/2018	5920	412	6.96%	70	16.99%
sat	22/09/2018	4648	373	8.02%	65	17.43%
sun	23/09/2018	3576	318	8.89%	47	14.78%
		33058	2099	6.35%	409	19.49%
mon	24/09/2018	4821	236	4.90%	58	24.58%
tue	25/09/2018	4665	272	5.83%	62	22.79%
wed	26/09/2018	4744	238	5.02%	76	31.93%
thu	27/09/2018	5182	296	5.71%	71	23.99%
fri	28/09/2018	5756	364	6.32%	78	21.43%
sat	29/09/2018	4356	321	7.37%	56	17.45%
sun	30/09/2018	3242	277	8.54%	36	13.00%
		32766	2004	6.12%	437	21.81%



Site 3 Summary

Sign 3	Eastbound exit from Springholm
--------	--------------------------------

Week Ending	traffic	activations	%age	Red	%age
04/03/2018	10508	774	7.37%		
11/03/2018	30386	1780	5.86%		
18/03/2018	29848	1897	6.36%		
25/03/2018	31881	1904	5.97%		
01/04/2018	32002	1937	6.05%		
08/04/2018	31645	1857	5.87%	259	13.95%
15/04/2018	32106	1855	5.78%	263	14.18%
22/04/2018	32058	1882	5.87%	272	14.45%
29/04/2018	30011	1713	5.71%	327	19.09%
06/05/2018	33309	1977	5.94%	422	21.35%
13/05/2018	33418	1850	5.54%	400	21.62%
20/05/2018	33624	2021	6.01%	450	22.27%
27/05/2018	34716	121	0.35%	113	93.39%
03/06/2018	38535	2183	5.66%	408	18.69%
10/06/2018	34063	2120	6.22%	463	21.84%
17/06/2018	31978	547	1.71%	111	20.29%
24/06/2018	15026	511	3.40%	123	24.07%
01/07/2018	22483	1100	4.89%	320	29.09%
08/07/2018	34548	1507	4.36%	452	29.99%
15/07/2018	34525	1498	4.34%	459	30.64%
22/07/2018	34654	1468	4.24%	488	33.24%
29/07/2018	35445	1462	4.12%	430	29.41%
05/08/2018	36486	1569	4.30%	464	29.57%
12/08/2018	36486	1569	4.30%	464	29.57%
19/08/2018	38620	1629	4.22%	496	30.45%
26/08/2018	37948	702	1.85%	186	26.50%
02/09/2018	32180	1369	4.25%	472	34.48%
09/09/2018	35840	1557	4.34%	540	34.68%
16/09/2018	34113	1331	3.90%	515	38.69%
23/09/2018	33836	1205	3.56%	480	39.83%
30/09/2018	33115	1365	4.12%	507	37.14%
07/10/2018	32927	1288	3.91%	449	34.86%



location	day	date	traffic	activations	perc	Red lights	%age
3	thu	01/03/2018	2428	177	7.29%		
	fri	02/03/2018	3298	204	6.19%		
	sat	03/03/2018	2516	204	8.11%		
springholm	sun	04/03/2018	2266	189	8.34%		
Dumfries		total	10508	774	7.37%		
	mon	05/03/2018	4341	251	5.78%		
	tue	06/03/2018	4510	229	5.08%		
	wed	07/03/2018	4680	240	5.13%		
	thu	08/03/2018	4703	270	5.74%		
	fri	09/03/2018	4992	305	6.11%		
	sat	10/03/2018	3609	221	6.12%		
	sun	11/03/2018	3551	264	7.43%		
		total	30386	1780	5.86%		
	mon	12/03/2018	4778	268	5.61%		
	tue	13/03/2018	4713	291	6.17%		
	wed	14/03/2018	4643	258	5.56%		
	thu	15/03/2018	4545	262	5.76%		
	fri	16/03/2018	4391	264	6.01%		
	sat	17/03/2018	3562	304	8.53%		
	sun	18/03/2018	3216	250	7.77%		
			29848	1897	6.36%		
	mon	19/03/2018	4697	251	5.34%		
	tue	20/03/2018	4724	258	5.46%		
	wed	21/03/2018	4837	243	5.02%		
	thu	22/03/2018	4803	257	5.35%		
	fri	23/03/2018	4917	280	5.69%		
	sat	24/03/2018	4056	292	7.20%		
	sun	25/03/2018	3847	323	8.40%		
			31881	1904	5.97%		
	mon	26/03/2018	4721	262	5.55%		
	tue	27/03/2018	4754	268	5.64%		
	wed	28/03/2018	4861	253	5.20%		
	thu	29/03/2018	4823	254	5.27%		
	fri	30/03/2018	4889	278	5.69%		
	sat	31/03/2018	4042	281	6.95%		
	sun	01/04/2018	3912	341	8.72%		
			32002	1937	6.05%		
	mon	02/04/2018	4659	261	5.60%	38	14.56%
	tue	03/04/2018	4712	273	5.79%	37	13.55%
	wed	04/04/2018	4788	244	5.10%	40	16.39%
	thu	05/04/2018	4816	232	4.82%	41	17.67%
	fri	06/04/2018	4814	261	5.42%	29	11.11%
	sat	07/04/2018	3978	271	6.81%	36	13.28%

sun	08/04/2018	3878	315	8.12%	38	12.06%
	total	31645	1857	5.87%	259	13.95%
mon	09/04/2018	4718	281	5.96%	35	12.46%
tue	10/04/2018	4693	295	6.29%	32	10.85%
wed	11/04/2018	4812	223	4.63%	42	18.83%
thu	12/04/2018	4934	248	5.03%	43	17.34%
fri	13/04/2018	4900	252	5.14%	36	14.29%
sat	14/04/2018	4061	255	6.28%	34	13.33%
sun	15/04/2018	3988	301	7.55%	41	13.62%
		32106	1855	5.78%	263	14.18%
mon	16/04/2018	4693	266	5.67%	41	15.41%
tue	17/04/2018	4712	323	6.85%	28	8.67%
wed	18/04/2018	4877	237	4.86%	44	18.57%
thu	19/04/2018	4921	232	4.71%	46	19.83%
fri	20/04/2018	4868	268	5.51%	39	14.55%
sat	21/04/2018	4120	244	5.92%	38	15.57%
sun	22/04/2018	3867	312	8.07%	36	11.54%
		32058	1882	5.87%	272	14.45%
mon	23/04/2018	4931	245	4.97%	40	16.33%
tue	24/04/2018	4751	270	5.68%	62	22.96%
wed	25/04/2018	4976	247	4.96%	42	17.00%
thu	26/04/2018	4938	271	5.49%	53	19.56%
fri	27/04/2018	2871	157	5.47%	40	25.48%
sat	28/04/2018	4111	275	6.69%	49	17.82%
sun	29/04/2018	3433	248	7.22%	41	16.53%
		30011	1713	5.71%	327	19.09%
mon	30/04/2018	4976	280	5.63%	72	25.71%
tue	01/05/2018	4830	234	4.84%	53	22.65%
wed	02/05/2018	5052	264	5.23%	49	18.56%
thu	03/05/2018	5071	288	5.68%	75	26.04%
fri	04/05/2018	5259	309	5.88%	69	22.33%
sat	05/05/2018	4173	282	6.76%	51	18.09%
sun	06/05/2018	3948	320	8.11%	53	16.56%
		33309	1977	5.94%	422	21.35%

mon	07/05/2018	5531	336	6.07%	63	18.75%
tue	08/05/2018	4966	236	4.75%	60	25.42%
wed	09/05/2018	4870	214	4.39%	60	28.04%
thu	10/05/2018	5014	280	5.58%	59	21.07%
fri	11/05/2018	5145	233	4.53%	70	30.04%
sat	12/05/2018	4034	272	6.74%	39	14.34%
sun	13/05/2018	3858	279	7.23%	49	17.56%
		33418	1850	5.54%	400	21.62%
mon	14/05/2018	4990	245	4.91%	70	28.57%
tue	15/05/2018	4821	260	5.39%	51	19.62%

wed	16/05/2018	5034	236	4.69%	65	27.54%
thu	17/05/2018	4938	329	6.66%	56	17.02%
fri	18/05/2018	5391	293	5.43%	78	26.62%
sat	19/05/2018	3950	364	9.22%	59	16.21%
sun	20/05/2018	4500	294	6.53%	71	24.15%
		33624	2021	6.01%	450	22.27%
mon	21/05/2018	5319	76	1.43%	75	98.68%
tue	22/05/2018	4986	10	0.20%	30	300.00%
wed	23/05/2018	5189	6	0.12%	5	83.33%
thu	24/05/2018	5115	6	0.12%	0	0.00%
fri	25/05/2018	5532	5	0.09%	2	40.00%
sat	26/05/2018	4296	10	0.23%	1	10.00%
sun	27/05/2018	4279	8	0.19%	0	0.00%
		34716	121	0.35%	113	93.39%
mon	28/05/2018	6309	195	3.09%	0	0.00%
tue	29/05/2018	5613	361	6.43%	29	8.03%
wed	30/05/2018	5724	356	6.22%	87	24.44%
thu	31/05/2018	5732	335	5.84%	96	28.66%
fri	01/06/2018	5856	352	6.01%	89	25.28%
sat	02/06/2018	4886	287	5.87%	64	22.30%
sun	03/06/2018	4415	297	6.73%	43	14.48%
		38535	2183	5.66%	408	18.69%
mon	28/05/2018	6309	195	3.09%	0	0.00%
tue	29/05/2018	5613	361	6.43%	29	8.03%
wed	30/05/2018	5724	356	6.22%	87	24.44%
thu	31/05/2018	5732	335	5.84%	96	28.66%
fri	01/06/2018	5856	352	6.01%	89	25.28%
sat	02/06/2018	4886	287	5.87%	64	22.30%
sun	03/06/2018	4415	297	6.73%	43	14.48%
	total	38535	2183	5.66%	408	18.69%
mon	04/06/2018	5085	297	5.84%	72	24.24%
tue	05/06/2018	5002	280	5.60%	55	19.64%
wed	06/06/2018	4989	289	5.79%	61	21.11%
thu	07/06/2018	5091	295	5.79%	61	20.68%
fri	08/06/2018	5301	300	5.66%	79	26.33%
sat	09/06/2018	4244	339	7.99%	77	22.71%
sun	10/06/2018	4351	320	7.35%	58	18.13%
		34063	2120	6.22%	463	21.84%
mon	11/06/2018	4173	176	4.22%	48	27.27%
tue	12/06/2018	4237	89	2.10%	16	17.98%
wed	13/06/2018	4903	133	2.71%	16	12.03%
thu	14/06/2018	5089	39	0.77%	14	35.90%
fri	15/06/2018	5516	37	0.67%	10	27.03%
sat	16/06/2018	3978	37	0.93%	4	10.81%
sun	17/06/2018	4082	36	0.88%	3	8.33%

		31978	547	1.71%	111	20.29%
mon	18/06/2018	5107	96	1.88%	19	19.79%
tue	19/06/2018	4870	196	4.02%	44	22.45%
wed	20/06/2018	5049	219	4.34%	60	27.40%
thu	21/06/2018	0	0	#DIV/0!	0	#DIV/0!
fri	22/06/2018	0	0	#DIV/0!	0	#DIV/0!
sat	23/06/2018	0	0	#DIV/0!	0	#DIV/0!
sun	24/06/2018	0	0	#DIV/0!	0	#DIV/0!
		15026	511	3.40%	123	24.07%
mon	25/06/2018	0	0	#DIV/0!	0	#DIV/0!
tue	26/06/2018	0	0	#DIV/0!	0	#DIV/0!
wed	27/06/2018	2403	99	4.12%	30	30.30%
thu	28/06/2018	5299	219	4.13%	69	31.51%
fri	29/06/2018	5587	229	4.10%	85	37.12%
sat	30/06/2018	4517	253	5.60%	60	23.72%
sun	01/07/2018	4677	300	6.41%	76	25.33%
		22483	1100	4.89%	320	29.09%
mon	02/07/2018	5199	188	3.62%	60	31.91%
tue	03/07/2018	4905	180	3.67%	49	27.22%
wed	04/07/2018	5168	189	3.66%	66	34.92%
thu	05/07/2018	5190	204	3.93%	77	37.75%
fri	06/07/2018	5369	212	3.95%	60	28.30%
sat	07/07/2018	4270	262	6.14%	70	26.72%
sun	08/07/2018	4447	272	6.12%	70	25.74%
	total	34548	1507	4.36%	452	29.99%
mon	09/07/2018	5453	206	3.78%	64	31.07%
tue	10/07/2018	5054	202	4.00%	68	33.66%
wed	11/07/2018	5089	198	3.89%	64	32.32%
thu	12/07/2018	5108	197	3.86%	65	32.99%
fri	13/07/2018	5297	197	3.72%	59	29.95%
sat	14/07/2018	4382	251	5.73%	62	24.70%
sun	15/07/2018	4142	247	5.96%	77	31.17%
		34525	1498	4.34%	459	30.64%
mon	16/07/2018	5283	197	3.73%	61	30.96%
tue	17/07/2018	5067	188	3.71%	64	34.04%
wed	18/07/2018	5273	183	3.47%	68	37.16%
thu	19/07/2018	5173	190	3.67%	63	33.16%
fri	20/07/2018	5317	226	4.25%	78	34.51%
sat	21/07/2018	4250	234	5.51%	76	32.48%
sun	22/07/2018	4291	250	5.83%	78	31.20%
		34654	1468	4.24%	488	33.24%
mon	23/07/2018	5192	194	3.74%	61	31.44%
tue	24/07/2018	5005	191	3.82%	54	28.27%
wed	25/07/2018	5372	166	3.09%	50	30.12%

thu	26/07/2018	5452	238	4.37%	96	40.34%
fri	27/07/2018	5691	183	3.22%	49	26.78%
sat	28/07/2018	4540	239	5.26%	61	25.52%
sun	29/07/2018	4193	251	5.99%	59	23.51%
		35445	1462	4.12%	430	29.41%
mon	30/07/2018	5132	197	3.84%	54	27.41%
tue	31/07/2018	5045	201	3.98%	64	31.84%
wed	01/08/2018	5374	197	3.67%	65	32.99%
thu	02/08/2018	5406	214	3.96%	66	30.84%
fri	03/08/2018	5836	240	4.11%	85	35.42%
sat	04/08/2018	5043	235	4.66%	63	26.81%
sun	05/08/2018	4650	285	6.13%	67	23.51%
		36486	1569	4.30%	464	29.57%
mon	30/07/2018	5132	197	3.84%	54	27.41%
tue	31/07/2018	5045	201	3.98%	64	31.84%
wed	01/08/2018	5374	197	3.67%	65	32.99%
thu	02/08/2018	5406	214	3.96%	66	30.84%
fri	03/08/2018	5836	240	4.11%	85	35.42%
sat	04/08/2018	5043	235	4.66%	63	26.81%
sun	05/08/2018	4650	285	6.13%	67	23.51%
	total	36486	1569	4.30%	464	29.57%
mon	06/08/2018	5706	246	4.31%	84	34.15%
tue	07/08/2018	5549	210	3.78%	74	35.24%
wed	08/08/2018	5599	188	3.36%	47	25.00%
thu	09/08/2018	5776	222	3.84%	77	34.68%
fri	10/08/2018	6082	238	3.91%	76	31.93%
sat	11/08/2018	5083	257	5.06%	60	23.35%
sun	12/08/2018	4825	268	5.55%	78	29.10%
		38620	1629	4.22%	496	30.45%
mon	13/08/2018	5664	73	1.29%	28	38.36%
tue	14/08/2018	5606	0	0.00%	0	#DIV/0!
wed	15/08/2018	5746	2	0.03%	1	50.00%
thu	16/08/2018	5712	6	0.11%	1	16.67%
fri	17/08/2018	5995	128	2.14%	40	31.25%
sat	18/08/2018	4812	242	5.03%	65	26.86%
sun	19/08/2018	4413	251	5.69%	51	20.32%
		37948	702	1.85%	186	26.50%
mon	20/08/2018	5530	200	3.62%	74	37.00%
tue	21/08/2018	5234	137	2.62%	33	24.09%
wed	22/08/2018	5417	198	3.66%	72	36.36%
thu	23/08/2018	5404	210	3.89%	76	36.19%
fri	24/08/2018	5500	221	4.02%	83	37.56%
sat	25/08/2018	2801	205	7.32%	65	31.71%
sun	26/08/2018	2294	198	8.63%	69	34.85%
		32180	1369	4.25%	472	34.48%

mon	27/08/2018	5331	243	4.56%	90	37.04%
tue	28/08/2018	5387	212	3.94%	85	40.09%
wed	29/08/2018	4774	202	4.23%	71	35.15%
thu	30/08/2018	5209	197	3.78%	63	31.98%
fri	31/08/2018	5913	229	3.87%	68	29.69%
sat	01/09/2018	4618	244	5.28%	79	32.38%
sun	02/09/2018	4608	230	4.99%	84	36.52%
		35840	1557	4.34%	540	34.68%
mon	03/09/2018	5104	183	3.59%	74	40.44%
tue	04/09/2018	4906	173	3.53%	67	38.73%
wed	05/09/2018	4932	158	3.20%	58	36.71%
thu	06/09/2018	4943	173	3.50%	75	43.35%
fri	07/09/2018	5319	191	3.59%	61	31.94%
sat	08/09/2018	4556	220	4.83%	92	41.82%
sun	09/09/2018	4353	233	5.35%	88	37.77%
		34113	1331	3.90%	515	38.69%
mon	10/09/2018	4960	179	3.61%	70	39.11%
tue	11/09/2018	5098	189	3.71%	74	39.15%
wed	12/09/2018	5038	200	3.97%	85	42.50%
thu	13/09/2018	5044	198	3.93%	73	36.87%
fri	14/09/2018	5337	182	3.41%	72	39.56%
sat	15/09/2018	4363	199	4.56%	84	42.21%
sun	16/09/2018	3996	58	1.45%	22	37.93%
		33836	1205	3.56%	480	39.83%
mon	17/09/2018	5003	79	1.58%	38	48.10%
tue	18/09/2018	4619	182	3.94%	68	37.36%
wed	19/09/2018	4155	194	4.67%	86	44.33%
thu	20/09/2018	5272	229	4.34%	86	37.55%
fri	21/09/2018	5561	215	3.87%	79	36.74%
sat	22/09/2018	4368	225	5.15%	63	28.00%
sun	23/09/2018	4137	241	5.83%	87	36.10%
		33115	1365	4.12%	507	37.14%
mon	24/09/2018	5169	187	3.62%	73	39.04%
tue	25/09/2018	4821	171	3.55%	71	41.52%
wed	26/09/2018	4456	170	3.82%	60	35.29%
thu	27/09/2018	5002	187	3.74%	59	31.55%
fri	28/09/2018	5286	163	3.08%	69	42.33%
sat	29/09/2018	4326	189	4.37%	59	31.22%
sun	30/09/2018	3867	221	5.72%	58	26.24%
		32927	1288	3.91%	449	34.86%



Site 4 Summary

Sign 4	Westbound into Springholm
--------	---------------------------

Week Ending	traffic	activations	%age A	Red light	%age RL
04/03/2018	10394	2730	26.27%	374	13.70%
11/03/2018	28987	7048	24.31%	644	9.14%
18/03/2018	28249	7104	25.15%	703	9.90%
25/03/2018	30332	8197	27.02%	701	8.55%
01/04/2018	30422	8247	27.11%	727	8.82%
08/04/2018	30298	8105	26.75%	832	10.27%
15/04/2018	30477	8486	27.84%	921	10.85%
22/04/2018	30200	8253	27.33%	867	10.51%
29/04/2018	28599	6583	23.02%	679	10.31%
06/05/2018	32560	7040	21.62%	595	8.45%
13/05/2018	30461	6341	20.82%	633	9.98%
20/05/2018	31666	7327	23.14%	749	10.22%
27/05/2018	37388	568	1.52%	141	24.82%
03/06/2018	34805	6936	19.93%	952	13.73%
10/06/2018	34933	7366	21.09%	2553	34.66%
17/06/2018	34689	1208	3.48%	430	35.60%
24/06/2018	15266	951	6.23%	376	39.54%
01/07/2018	26770	1784	6.66%	634	35.54%
08/07/2018	33191	2703	8.14%	1065	39.40%
15/07/2018	33920	2730	8.05%	799	29.27%
22/07/2018	34394	2810	8.17%	733	26.09%
29/07/2018	36045	2856	7.92%	769	26.93%
05/08/2018	35987	2840	7.89%	817	28.77%
12/08/2018	36763	2766	7.52%	841	30.40%
19/08/2018	36655	2337	6.38%	674	28.84%
26/08/2018	36246	2750	7.59%	727	26.44%
02/09/2018	33455	2460	7.35%	732	29.76%
09/09/2018	33504	2573	7.68%	721	28.02%
16/09/2018	33089	2399	7.25%	646	26.93%
23/09/2018	33194	2618	7.89%	731	27.92%
30/09/2018	32792	2298	7.01%	679	29.55%



	location	day	date	traffic	activations	%age	Red light	%age
SIGN	4	thu	01/03/2018	2486	571	22.97%	75	13.13%
		fri	02/03/2018	3371	806	23.91%	110	13.65%
		sat	03/03/2018	2567	764	29.76%	117	15.31%
from	Dumfries	sun	04/03/2018	1970	589	29.90%	72	12.22%
to	springholm		total	10394	2730	26.27%	374	13.70%
		mon	05/03/2018	3958	923	23.32%	72	7.80%
		tue	06/03/2018	4200	968	23.05%	95	9.81%
		wed	07/03/2018	4391	1045	23.80%	70	6.70%
		thu	08/03/2018	4581	1043	22.77%	91	8.72%
		fri	09/03/2018	5155	1275	24.73%	123	9.65%
		sat	10/03/2018	3636	706	19.42%	96	13.60%
		sun	11/03/2018	3066	1088	35.49%	97	8.92%
			total	28987	7048	24.31%	644	9.14%
		mon	12/03/2018	4173	1124	26.94%	83	7.38%
		tue	13/03/2018	4496	1188	26.42%	99	8.33%
		wed	14/03/2018	4420	824	18.64%	87	10.56%
		thu	15/03/2018	4298	763	17.75%	98	12.84%
		fri	16/03/2018	4650	1116	24.00%	128	11.47%
		sat	17/03/2018	3567	1215	34.06%	120	9.88%
		sun	18/03/2018	2645	874	33.04%	88	10.07%
				28249	7104	25.15%	703	9.90%
		mon	19/03/2018	4284	1233	28.78%	81	6.57%
		tue	20/03/2018	4456	1148	25.76%	117	10.19%
		wed	21/03/2018	4569	1113	24.36%	96	8.63%
		thu	22/03/2018	4589	1032	22.49%	97	9.40%
		fri	23/03/2018	5055	1277	25.26%	146	11.43%
		sat	24/03/2018	4128	1291	31.27%	98	7.59%
		sun	25/03/2018	3251	1103	33.93%	66	5.98%
				30332	8197	27.02%	701	8.55%
		mon	26/03/2018	4302	1246	28.96%	86	6.90%
		tue	27/03/2018	4467	1132	25.34%	123	10.87%
		wed	28/03/2018	4523	1123	24.83%	101	8.99%
		thu	29/03/2018	4612	1068	23.16%	100	9.36%
		fri	30/03/2018	4979	1261	25.33%	132	10.47%
		sat	31/03/2018	4221	1285	30.44%	113	8.79%
		sun	01/04/2018	3318	1132	34.12%	72	6.36%
				30422	8247	27.11%	727	8.82%
		mon	02/04/2018	4167	1218	29.23%	98	8.05%
		tue	03/04/2018	4323	1142	26.42%	132	11.56%
		wed	04/04/2018	4618	1188	25.73%	118	9.93%
		thu	05/04/2018	4582	1123	24.51%	119	10.60%
		fri	06/04/2018	4878	1211	24.83%	136	11.23%
		sat	07/04/2018	4312	1189	27.57%	137	11.52%

sun	08/04/2018	3418	1034	30.25%	92	8.90%
	total	30298	8105	26.75%	832	10.27%
mon	09/04/2018	4233	1299	30.69%	123	9.47%
tue	10/04/2018	4278	1233	28.82%	145	11.76%
wed	11/04/2018	4532	1191	26.28%	132	11.08%
thu	12/04/2018	4481	1200	26.78%	123	10.25%
fri	13/04/2018	4923	1322	26.85%	141	10.67%
sat	14/04/2018	4412	1231	27.90%	156	12.67%
sun	15/04/2018	3618	1010	27.92%	101	10.00%
		30477	8486	27.84%	921	10.85%
mon	16/04/2018	4333	1199	27.67%	111	9.26%
tue	17/04/2018	4178	1232	29.49%	132	10.71%
wed	18/04/2018	4432	1186	26.76%	126	10.62%
thu	19/04/2018	4516	1212	26.84%	121	9.98%
fri	20/04/2018	4811	1287	26.75%	137	10.64%
sat	21/04/2018	4212	1141	27.09%	142	12.45%
sun	22/04/2018	3718	996	26.79%	98	9.84%
		30200	8253	27.33%	867	10.51%
mon	23/04/2018	4378	964	22.02%	87	9.02%
tue	24/04/2018	4455	1036	23.25%	107	10.33%
wed	25/04/2018	4707	1010	21.46%	96	9.50%
thu	26/04/2018	4765	1033	21.68%	112	10.84%
fri	27/04/2018	3465	685	19.77%	84	12.26%
sat	28/04/2018	4048	1046	25.84%	124	11.85%
sun	29/04/2018	2781	809	29.09%	69	8.53%
		28599	6583	23.02%	679	10.31%
mon	30/04/2018	4514	1004	22.24%	67	6.67%
tue	01/05/2018	4532	971	21.43%	89	9.17%
wed	02/05/2018	4673	1048	22.43%	116	11.07%
thu	03/05/2018	4950	974	19.68%	80	8.21%
fri	04/05/2018	6052	1042	17.22%	96	9.21%
sat	05/05/2018	4407	1066	24.19%	71	6.66%
sun	06/05/2018	3432	935	27.24%	76	8.13%
		32560	7040	21.62%	595	8.45%

mon	07/05/2018	3841	1004	26.14%	80	7.97%
tue	08/05/2018	4435	826	18.62%	88	10.65%
wed	09/05/2018	4570	824	18.03%	91	11.04%
thu	10/05/2018	4794	958	19.98%	87	9.08%
fri	11/05/2018	5287	813	15.38%	100	12.30%
sat	12/05/2018	4237	1003	23.67%	87	8.67%
sun	13/05/2018	3297	913	27.69%	100	10.95%
		30461	6341	20.82%	633	9.98%
mon	14/05/2018	4643	1033	22.25%	78	7.55%
tue	15/05/2018	4590	1033	22.51%	108	10.45%

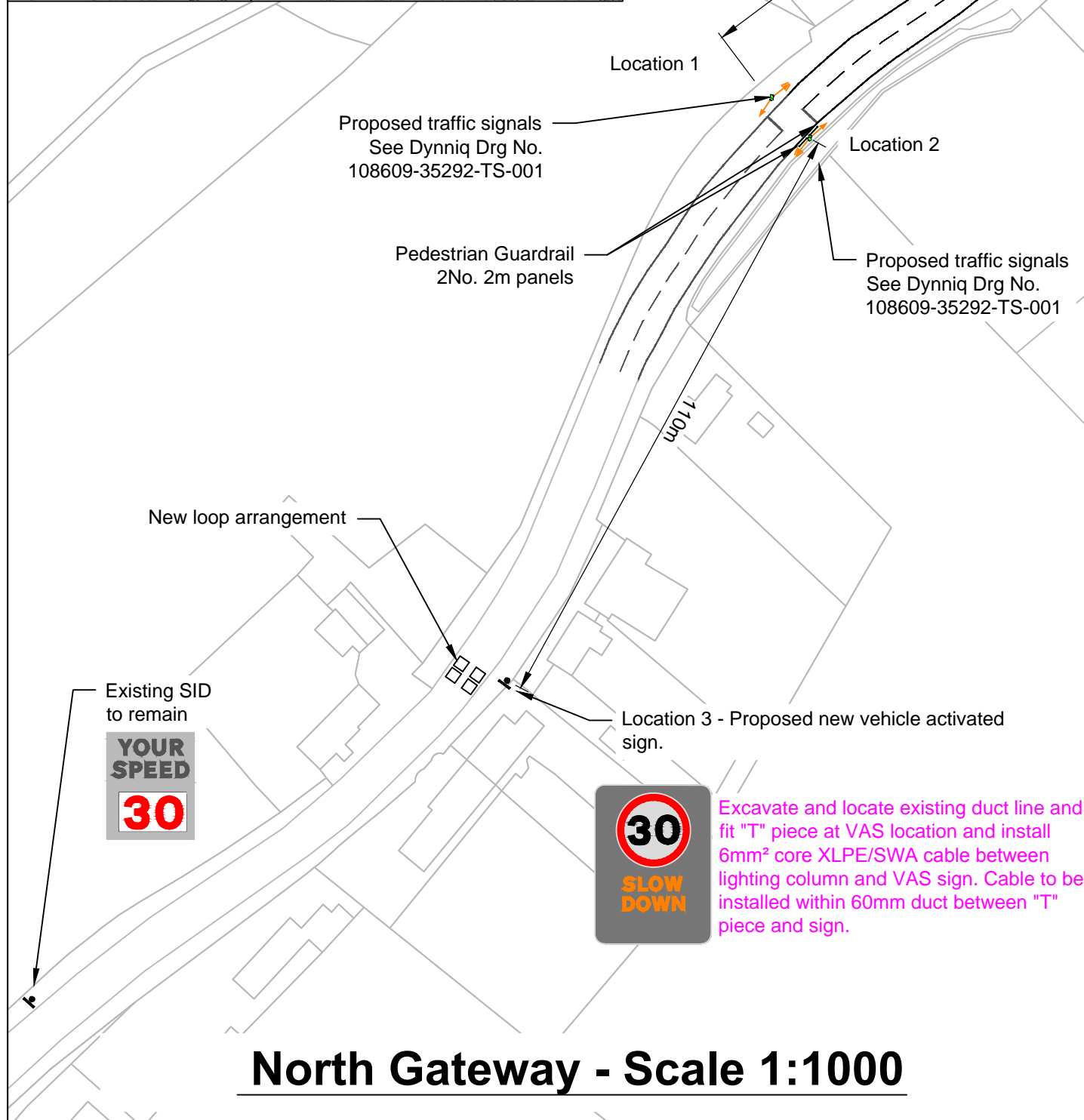
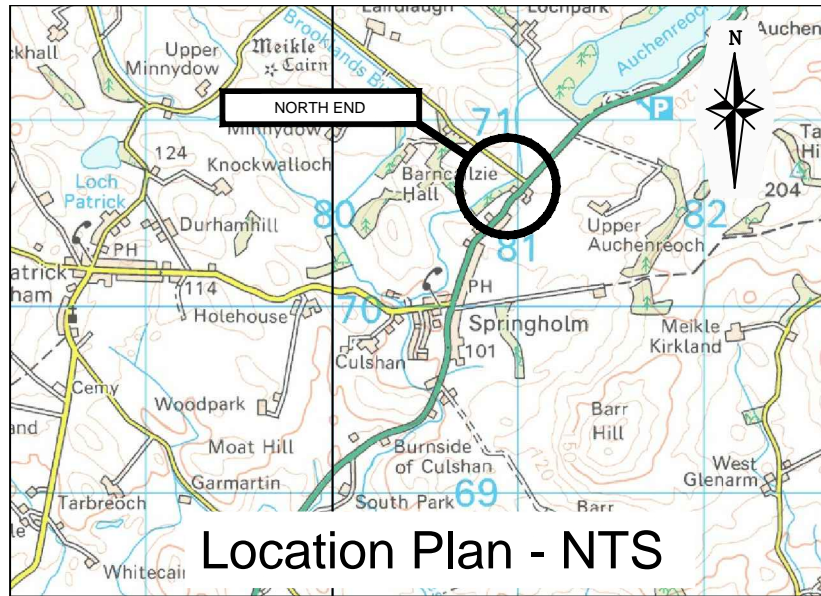
wed	16/05/2018	4861	1072	22.05%	107	9.98%
thu	17/05/2018	4841	1194	24.66%	114	9.55%
fri	18/05/2018	5591	1050	18.78%	146	13.90%
sat	19/05/2018	3844	885	23.02%	102	11.53%
sun	20/05/2018	3296	1060	32.16%	94	8.87%
		31666	7327	23.14%	749	10.22%
mon	21/05/2018	4468	373	8.35%	83	22.25%
tue	22/05/2018	4816	17	0.35%	38	223.53%
wed	23/05/2018	5257	26	0.49%	1	3.85%
thu	24/05/2018	5480	52	0.95%	4	7.69%
fri	25/05/2018	7084	41	0.58%	5	12.20%
sat	26/05/2018	6065	32	0.53%	6	18.75%
sun	27/05/2018	4218	27	0.64%	4	14.81%
		37388	568	1.52%	141	24.82%
mon	28/05/2018	4968	619	12.46%	1	0.16%
tue	29/05/2018	5155	1179	22.87%	61	5.17%
wed	30/05/2018	5156	1061	20.58%	123	11.59%
thu	31/05/2018	5077	1188	23.40%	120	10.10%
fri	01/06/2018	5547	990	17.85%	137	13.84%
sat	02/06/2018	4873	880	18.06%	344	39.09%
sun	03/06/2018	4029	1019	25.29%	166	16.29%
		34805	6936	19.93%	952	13.73%
mon	04/06/2018	5353	1019	19.04%	377	37.00%
tue	05/06/2018	4517	1041	23.05%	480	46.11%
wed	06/06/2018	5142	1047	20.36%	251	23.97%
thu	07/06/2018	4933	1018	20.64%	239	23.48%
fri	08/06/2018	4648	1150	24.74%	503	43.74%
sat	09/06/2018	5444	1089	20.00%	363	33.33%
sun	10/06/2018	4896	1002	20.47%	340	33.93%
		34933	7366	21.09%	2553	34.66%
mon	11/06/2018	5377	471	8.76%	159	33.76%
tue	12/06/2018	4273	212	4.96%	94	44.34%
wed	13/06/2018	4311	142	3.29%	42	29.58%
thu	14/06/2018	5412	101	1.87%	29	28.71%
fri	15/06/2018	5393	109	2.02%	35	32.11%
sat	16/06/2018	5623	93	1.65%	41	44.09%
sun	17/06/2018	4300	80	1.86%	30	37.50%
		34689	1208	3.48%	430	35.60%
mon	18/06/2018	5239	216	4.12%	73	33.80%
tue	19/06/2018	5225	366	7.00%	161	43.99%
wed	20/06/2018	4802	369	7.68%	142	38.48%
thu	21/06/2018	0	0	#DIV/0!	0	#DIV/0!
fri	22/06/2018	0	0	#DIV/0!	0	#DIV/0!
sat	23/06/2018	0	0	#DIV/0!	0	#DIV/0!
sun	24/06/2018	0	0	#DIV/0!	0	#DIV/0!

		15266	951	6.23%	376	39.54%
mon	25/06/2018	0	0	#DIV/0!	0	#DIV/0!
tue	26/06/2018	0	0	#DIV/0!	0	#DIV/0!
wed	27/06/2018	3135	158	5.04%	56	35.44%
thu	28/06/2018	6230	351	5.63%	157	44.73%
fri	29/06/2018	6789	426	6.27%	138	32.39%
sat	30/06/2018	6312	451	7.15%	173	38.36%
sun	01/07/2018	4304	398	9.25%	110	27.64%
		26770	1784	6.66%	634	35.54%
mon	02/07/2018	4736	392	8.28%	169	43.11%
tue	03/07/2018	4732	353	7.46%	158	44.76%
wed	04/07/2018	4866	354	7.27%	153	43.22%
thu	05/07/2018	5032	347	6.90%	144	41.50%
fri	06/07/2018	5909	459	7.77%	175	38.13%
sat	07/07/2018	4438	428	9.64%	167	39.02%
sun	08/07/2018	3478	370	10.64%	99	26.76%
	total	33191	2703	8.14%	1065	39.40%
mon	09/07/2018	4999	391	7.82%	103	26.34%
tue	10/07/2018	4901	364	7.43%	110	30.22%
wed	11/07/2018	4832	342	7.08%	113	33.04%
thu	12/07/2018	5123	362	7.07%	108	29.83%
fri	13/07/2018	5863	430	7.33%	142	33.02%
sat	14/07/2018	4678	460	9.83%	138	30.00%
sun	15/07/2018	3524	381	10.81%	85	22.31%
		33920	2730	8.05%	799	29.27%
mon	16/07/2018	5174	380	7.34%	85	22.37%
tue	17/07/2018	5032	371	7.37%	102	27.49%
wed	18/07/2018	5231	392	7.49%	120	30.61%
thu	19/07/2018	5248	384	7.32%	92	23.96%
fri	20/07/2018	6134	434	7.08%	152	35.02%
sat	21/07/2018	4991	461	9.24%	97	21.04%
sun	22/07/2018	2584	388	15.02%	85	21.91%
		34394	2810	8.17%	733	26.09%
mon	23/07/2018	5173	330	6.38%	77	23.33%
tue	24/07/2018	5100	367	7.20%	100	27.25%
wed	25/07/2018	5426	402	7.41%	108	26.87%
thu	26/07/2018	5432	440	8.10%	136	30.91%
fri	27/07/2018	6352	447	7.04%	117	26.17%
sat	28/07/2018	4986	454	9.11%	127	27.97%
sun	29/07/2018	3576	416	11.63%	104	25.00%
		36045	2856	7.92%	769	26.93%
mon	30/07/2018	5043	380	7.54%	94	24.74%
tue	31/07/2018	5117	387	7.56%	118	30.49%
wed	01/08/2018	5421	367	6.77%	111	30.25%

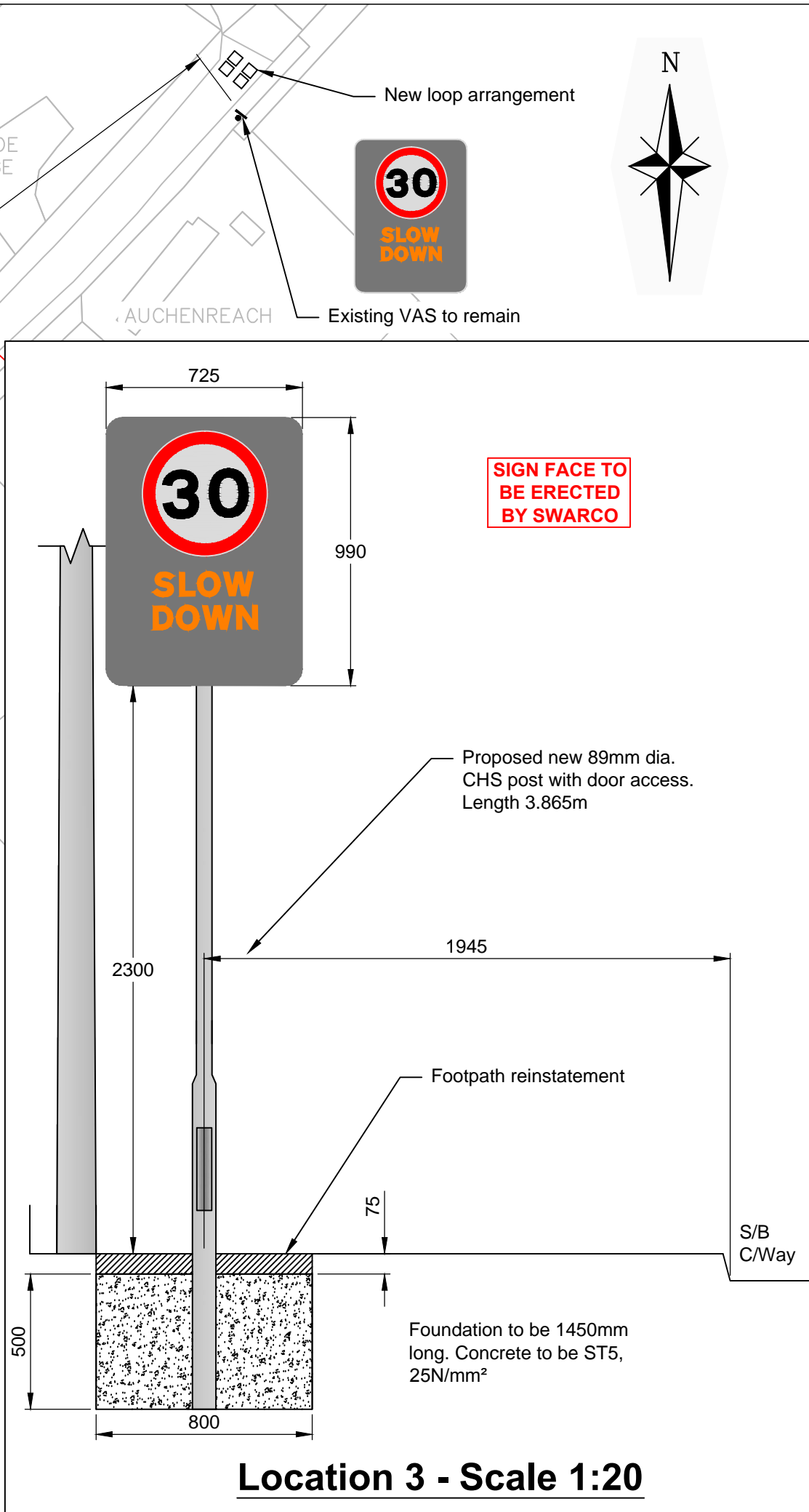
thu	02/08/2018	5265	401	7.62%	118	29.43%
fri	03/08/2018	6308	414	6.56%	156	37.68%
sat	04/08/2018	5291	442	8.35%	111	25.11%
sun	05/08/2018	3542	449	12.68%	109	24.28%
		35987	2840	7.89%	817	28.77%
mon	06/08/2018	5206	376	7.22%	109	28.99%
tue	07/08/2018	5284	373	7.06%	127	34.05%
wed	08/08/2018	5418	382	7.05%	118	30.89%
thu	09/08/2018	5558	347	6.24%	106	30.55%
fri	10/08/2018	6307	451	7.15%	90	19.96%
sat	11/08/2018	5001	441	8.82%	147	33.33%
sun	12/08/2018	3989	396	9.93%	144	36.36%
		36763	2766	7.52%	841	30.40%
mon	13/08/2018	5161	371	7.19%	126	33.96%
tue	14/08/2018	5173	359	6.94%	126	35.10%
wed	15/08/2018	5389	338	6.27%	113	33.43%
thu	16/08/2018	5572	222	3.98%	73	32.88%
fri	17/08/2018	6144	204	3.32%	36	17.65%
sat	18/08/2018	4938	429	8.69%	95	22.14%
sun	19/08/2018	4278	414	9.68%	105	25.36%
		36655	2337	6.38%	674	28.84%
mon	20/08/2018	5291	379	7.16%	91	24.01%
tue	21/08/2018	5001	318	6.36%	83	26.10%
wed	22/08/2018	5178	317	6.12%	93	29.34%
thu	23/08/2018	5506	400	7.26%	105	26.25%
fri	24/08/2018	6785	479	7.06%	117	24.43%
sat	25/08/2018	5123	449	8.76%	117	26.06%
sun	26/08/2018	3362	408	12.14%	121	29.66%
		36246	2750	7.59%	727	26.44%
mon	27/08/2018	4453	327	7.34%	98	29.97%
tue	28/08/2018	5528	323	5.84%	106	32.82%
wed	29/08/2018	4770	293	6.14%	94	32.08%
thu	30/08/2018	4959	315	6.35%	99	31.43%
fri	31/08/2018	5781	401	6.94%	110	27.43%
sat	01/09/2018	4418	439	9.94%	114	25.97%
sun	02/09/2018	3546	362	10.21%	111	30.66%
		33455	2460	7.35%	732	29.76%
mon	03/09/2018	4732	335	7.08%	75	22.39%
tue	04/09/2018	4896	357	7.29%	104	29.13%
wed	05/09/2018	4901	369	7.53%	129	34.96%
thu	06/09/2018	4897	355	7.25%	92	25.92%
fri	07/09/2018	5932	346	5.83%	81	23.41%
sat	08/09/2018	4685	415	8.86%	117	28.19%
sun	09/09/2018	3461	396	11.44%	123	31.06%

		33504	2573	7.68%	721	28.02%
mon	10/09/2018	4736	327	6.90%	79	24.16%
tue	11/09/2018	4900	375	7.65%	97	25.87%
wed	12/09/2018	4852	328	6.76%	89	27.13%
thu	13/09/2018	4903	345	7.04%	96	27.83%
fri	14/09/2018	5724	377	6.59%	117	31.03%
sat	15/09/2018	4375	405	9.26%	98	24.20%
sun	16/09/2018	3599	242	6.72%	70	28.93%
		33089	2399	7.25%	646	26.93%
mon	17/09/2018	4887	346	7.08%	86	24.86%
tue	18/09/2018	4670	331	7.09%	100	30.21%
wed	19/09/2018	4236	356	8.40%	111	31.18%
thu	20/09/2018	5178	373	7.20%	115	30.83%
fri	21/09/2018	5991	466	7.78%	105	22.53%
sat	22/09/2018	4677	363	7.76%	103	28.37%
sun	23/09/2018	3555	383	10.77%	111	28.98%
		33194	2618	7.89%	731	27.92%
mon	24/09/2018	4805	330	6.87%	84	25.45%
tue	25/09/2018	4686	320	6.83%	106	33.13%
wed	26/09/2018	4780	286	5.98%	104	36.36%
thu	27/09/2018	5137	343	6.68%	100	29.15%
fri	28/09/2018	5821	287	4.93%	101	35.19%
sat	29/09/2018	4318	349	8.08%	87	24.93%
sun	30/09/2018	3245	383	11.80%	97	25.33%
		32792	2298	7.01%	679	29.55%





**North Gateway - Scale 1:1000**



**Location 3 - Scale 1:20**

Reproduced by permission of Ordnance Survey on behalf of HMSO. © Crown Copyright and database right August 2013. All rights reserved. Ordnance Survey Licence Number: 100046668

**KEY**

1. Drawing to be read in conjunction with Pre-Construction Information
  2. Foundations to be dug in accordance with HSG-47 and HSEN-PC-0017
  3. Locations of signals and signs to be set out by SRS engineer
  4. Refer to drawing 16/SW/0801/044/D/014 for signals cross sections
  5. Electrical supplies supplying street lighting apparatus should be isolated prior to any excavation works.
  6. Where electrical supplies are taken from lighting columns double pole double fuse cut outs are to be installed. Cutouts are to be fused at 6 Amps to protect out going circuit to VAS
- Proposed Traffic Signals
  - Proposed Signage
  - Proposed Pedestrian Guardrail

Do not scale this drawing

Rev	Date	Description	By	Ch'd	App
B	01/08/18	New loops added	DF	VT	LG
A	19/10/17	Offset to VAS changed	DF	VT	LG

Client  
  
 An agency of The Scottish Government

**ScotlandTranServ**  
 A Balfour Beatty Mouchel Joint Venture

Status: **AS BUILT**

Project: **A75 Speed Management**

Title: **North Gateway Signals Layout**

Drawn	DF	Date	06/10/17
Checked	VT	Scale	As shown
Approved	LG	Dimensions	-

Original Drawing Size: A3  
 Drawing Number: 16/SW/0801/044/AB/011  
 Rev: B