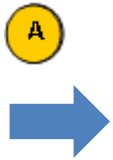

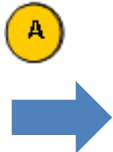
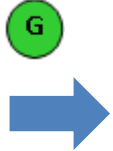








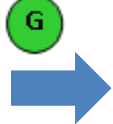
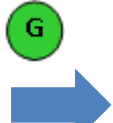
SRDP SCHEME UPDATE TABLE



RDOC/2019/0066

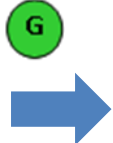

SRDP 2014-2020 Scheme & status (see annex A for descriptors)	Revised Indicative Budget (£m)*	Total App's Received (H&I)	Total Approvals (H&I)	Total Value committed (£m) (H&I)	App's unsuccessful (H&I) (includes rejected incomplete & ineligible app's)	Scheme Progress
Agri-Environment Climate Scheme 	Total Agri-env budget 308	2015: 943 H&I: 345 2016: 1247 H&I: 572 2017: 905 H&I: 469 2018: 761 H&I: 383	2015: 543 H&I: 236 2016: 873 H&I: 459 2017: 665 H&I: 373 2018: 508 H&I: 263	2015: 39.1 H&I: 16.2 2016: 54.6 H&I: 23.9 2017: 40.5 H&I: 18.5 2018: 33.3 H&I: 12.3	2015: 370 H&I: 89 2016: 333 H&I: 77 2017: 175 H&I: 59 2018: 231 H&I: 104	<p>A total of £167 million has been committed since 2015 to fund a range of agri-environment and organic activities that help to maintain and enhance our rich and varied natural environment. See Annex B for more details.</p> <p>Following the 2018 application round around 75% of eligible agri-environment applications were offered a contract and 84% of eligible organics applications. The 2019 application round closed for most applications on 17 April 2019. There are indications that some land managers may be putting off applying for AECS funding. This presents a risk of reduced uptake of agri-environment activity on farms and therefore potentially reduced progress towards Scotland's environmental targets such as delivering the 2020 Challenge for Scotland's Biodiversity.</p> <p>A recent example was Inch Farm: farming and the environment in action https://scotlandsnature.blog/2019/02/08/inch-farm-farming-and-the-environment-in-action/</p>
AECS Slurry Stores 	Within the 308m agri-env budget	2016: 4 H&I: 0 2017: 62 H&I: 4 2018: 62 H&I: 4	2016: 4 H&I: 0 2017: 51 H&I: 3 2018: 36 H&I: 0	2016: 0.16 H&I: 0 2017: 1.9 H&I: 0.1 2018: 1.4 H&I: 0	2016: 0 H&I: 0 2017: 4 H&I: 1 2018: 26 H&I: 4	<p>Since launching in 2016, 91 applications have been approved committing £3.5m to rural businesses.</p> <p>*Seven contracts offered have not been taken up by applicants.</p> <p>Applications for <u>Slurry Storage</u> can be made during the main AECS window (Wednesday 16 January, 2019 to Wednesday 17 April, 2019), however, the deadline for stand-alone slurry store applications is Wednesday 26 June, 2019</p>





SRDP 2014-2020 Scheme & status (see annex A for descriptors)	Revised Indicative Budget (£m)*	Total App's Received (H&I)	Total Approvals (H&I)	Total Value committed (£m) (H&I)	App's unsuccessful (H&I) (includes rejected incomplete & ineligible app's)	Scheme Progress
AECS peatland restoration 	Within the 308m agri-env budget	2015: 45 H&I: 20 2016: 76 H&I: 25 2017: 58 H&I: 23 2018: 62 H&I: 22	2015: 45 H&I: 20 2016: 76 H&I: 25 2017: 58 H&I: 23 2018: 44 H&I: 16	2015: 0.37 H&I: 0.11 2016: 0.62 H&I: 0.14 2017: 1.0 H&I: 0.62 2018: 0.44 H&I: 0.22	2018: 18 H&I: 6	<p>Since launching in 2015, 223 applications have been approved committing £2.5m to rural businesses.</p> <p>This funding just covers peatland restoration AECS capital work involving specific items under Lowland Bog Management, Moorland Management and Management of Buffer Areas for Fens and Lowland Bogs (there will be additional capital spend and management which is not captured so there is some under-reporting).</p> <p>The number of applications with targeted restoration activity has remained steady through the four years of the programme. In addition, there are many more applications that support management of peatland both upland and lowland bogs. For example £2.5m has been committed to lowland bog and wetland management.</p> <p>In addition to funding through AECs, the Peatland Action Fund (PA) is a restoration fund managed by Scottish Natural Heritage focusing on capital works that support peatland restoration.</p>
Improving Public Access 	Within the 308m agri-env budget	2015: 34 H&I: 13 2016: 64 H&I: 20 2017: 55 H&I: 14 2018: 98 H&I: 19	2015: 17 H&I: 7 2016: 35 H&I: 8 2017: 38 H&I: 7 2018: NA H&I: NA	2015: 0.8 H&I: 0.3 2016: 1.8 H&I: 0.6 2017: 2.3 H&I: 0.4 2018: NA H&I: NA	2015: 15 H&I: 4 2016: 25 H&I: 9 2017: 12 H&I: 5 2018: NA H&I: NA	<p>Since launching in 2015, 138 applications have been approved committing £8.5m over 4 annual application rounds.</p> <p>Following unprecedented demand from the 2018 application round this sub-scheme has not opened in 2019 as the original nominal budget has been exceeded. Around 62% of eligible applications were offered a contract which represents over 57km of new or improved paths. A comms plan to celebrate the successes of the scheme is being developed</p> <p>Example of a successful projects is Fernaig Community Trust https://vimeo.com/293334809/f97b6923d3</p>





SRDP 2014-2020 Scheme & status (see annex A for descriptors)	Revised Indicative Budget (£m)*	Total App's Received (H&I)	Total Approvals (H&I)	Total Value committed (£m) (H&I)	App's unsuccessful (H&I) (includes rejected incomplete & ineligible app's)	Scheme Progress
Beef Efficiency Scheme  	17.4m total BES budget	2016 & 2017 Applications: 2,185 H & I: 1120	1,431	17.4	665 H&I: 328	<p>There are 1,431 businesses currently participating with over 135,315 reference animals. The main four breeds in the Scottish herd are well represented and the genotyping process is going well. The geneticist working on the scheme is hugely positive about the results and is content that enough animals are being captured to provide significant results.</p> <p>The first round of carbon audits are now complete with positive feedback. The first group events took place at the end of last year and ran between October – December 2018, due to the weather last year these events focused on nutrition and getting the best out of existing fodder supplies, allied with improved grassland management.</p>
Broadband  	9	5	4	£0.049 M H&I:	H&I: 1	<p>Announcement of the Scottish Govt funded R100 programme to deliver broadband to every premise in Scotland led to all community broadband projects in the procurement pipeline to withdraw from SRDP funding prior to or during early stage procurement.</p> <p>No further activity is expected under this scheme.</p>
Crofting Agricultural Grant Scheme  	12	2408 (all H&I)	1876 (all H&I)	8 (all H&I)	449 (all H&I)	<p>Crofting exists in areas where agricultural production and investment costs are traditionally high, and CAGS is designed to aid and develop that production, thereby sustaining the economic basis of crofting, and helping retain people in rural communities. Funding supports crofters in carrying out individual or collective investments that reduce production costs. Such as Improving stock control, protecting crops from damage by deer, wintering of livestock, storing winter fodder, and improving grassland management.</p> <p>The RAG status is now green, as new IT functionality launched 1 October 2018 to replace existing manual processing.</p>

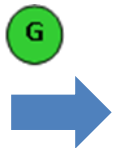
SRDP 2014-2020 Scheme & status (see annex A for descriptors)	Revised Indicative Budget (£m)*	Total App's Received (H&I)	Total Approvals (H&I)	Total Value committed (£m) (H&I)	App's unsuccessful (H&I) (includes rejected incomplete & ineligible app's)	Scheme Progress
Knowledge Transfer and Innovation Fund 	6	36	27	5.494	9	<p>There have been 15 PAC meetings to date. 27 applications have been approved with a total value committed of £5.5m. KTIF includes support for the Monitor Farms Programme 2015-2020. http://www.monitorfarms.co.uk/hub/farms</p> <p>The most recent PAC meeting in March 2019 focused on the role of the Innovation Support Service with KTIF and discussed how to best utilise the remaining £0.50M and agreed a number of guidelines for future projects. The next KTIF PAC meeting is arranged for the 10th of June 2019.</p>
Food Processing Marketing & Co-op 	66	235 applications - 218 Capital, 17 Non Capital (H&I 39 Capital, 2	Total Capital approved: 113 Total Non-Capital Approved: 6	10 million Legacy projects, 48.4million Capital 0.5 million Non-Capital (H&I:	Capital Rejected/Withdrawn: 105 Non Capital Rejected/Withdrawn: 11 (1 – H&I) (H&I: 21 Capital)	Total of 119 projects, £58.9m funding: Legacy projects - £10m FPMC 2014-2020 Approved capital projects: <ul style="list-style-type: none"> • 40 Fruit and Veg project, £14.54 million • 11 cereal projects, £2.8 million • 14 alcohol projects, £5.9 million • 27 meat projects, £19.8 million • 11 egg projects, £3.6 million • 10 dairy projects, £2 million

SRDP 2014-2020 Scheme & status (see annex A for descriptors)	Revised Indicative Budget (£m)*	Total App's Received (H&I)	Total Approvals (H&I)	Total Value committed (£m) (H&I)	App's unsuccessful (H&I) (includes rejected incomplete & ineligible app's)	Scheme Progress
		Non-Capital)	(H&I 16 Capital, 1 Non-Capital)	3.4 million Capital & 0.04 million Non-Capital)		<p>Over 1,200 full time equivalent (FTE) jobs expected to be created with a further 6,050 safeguarded.</p> <p>The overall scheme budget has mostly been committed, but if further slippage in projects occurs, we may be able to hold a further application round near the end of 2019.</p>
Forestry Grant Scheme  	266	5132 (1707)	4724 (1608)	242.2 (81.5)	35 (13)	<p>There continues to be a good demand for grants within FGS. Figures in the table show the position as at March 2019 and the following give some highlights of FGS activity:</p> <p><u>Woodland Creation</u></p> <ul style="list-style-type: none"> • Overall 34,384ha of woodland creation submitted under FGS with 28370 ha approved since FGS opened in October 2015 of which 10,583 ha is approved for 2018/19. Planting figures for 2018/19 are expected in May 2019. <p><u>Existing Woodlands</u></p> <ul style="list-style-type: none"> • £ 6.2 million of approved capital funding to support 95 projects covering a range of priority habitats and species, aimed at improving the condition of native woodlands, restoring Plantations on Ancient Woodland Sites to native woodland and the conservation of non-woodland habitats. • Over £1.81 million of support for on-going positive management of 14913 ha of native woodland through 5 year Sustainable Management of Forest agreements. • £1.37 million of approved funding for 82 projects under Harvesting & Processing Grant • £126k of approved funding for 15 projects under the Forestry Co-operation Grant

SRDP 2014-2020 Scheme & status (see annex A for descriptors)	Revised Indicative Budget (£m)*	Total App's Received (H&I)	Total Approvals (H&I)	Total Value committed (£m) (H&I)	App's unsuccessful (H&I) (includes rejected incomplete & ineligible app's)	Scheme Progress
New Entrants: Start-Up Grant 	1	113 (59)	50 (19)	0.65 (0.25)	63 28	<p>The scheme has been closed to new applicants since the end of the fourth round when it was announced on 26 March 2018. The scheme closed because all the budget has been allocated.</p> <p>Figures include applications received and approved after 4 application rounds.</p> <p>Of the 49 successful applicants to date: 35 (70%) were genuine new entrants* (applicants who have started a new business and acquired land on the open market); 12 (24%) applicants who started a new business, but the land has been acquired by splitting an existing holding with the help of a relative; and 3 (6%) successor applicant who has taken over as head of an existing business.</p> <p>49 applications is an equivalent grant commitment of €735,000</p> <p>*The scoring criteria favours the genuine new entrant on the basis that they are less likely to have collateral to borrow and in most need of the start-up grant funding available.</p>
Young Farmers: Start-Up Grant 	13	601 (299)	207 (136)	12.96 (8.48)	394 (164)	<p>The scheme has been closed to new applicants since the end of the fourth round when it was announced on 26 March 2018. The scheme closed because all the budget has been allocated.</p> <p>Figures include applications received and approved after 4 application rounds.</p> <p>Of the 208 successful applicants to date:</p> <ul style="list-style-type: none"> 165 (79%) were genuine new entrants* (applicants who have started a new business and acquired land on the open market);

SRDP 2014-2020 Scheme & status (see annex A for descriptors)	Revised Indicative Budget (£m)*	Total App's Received (H&I)	Total Approvals (H&I)	Total Value committed (£m) (H&I)	App's unsuccessful (H&I) (includes rejected incomplete & ineligible app's)	Scheme Progress
						<ul style="list-style-type: none"> • 26 (13%) applicants who started a new business, but the land has been acquired by splitting an existing holding with the help of a relative; and • 17 (8%) successor applicants who have taken over as head of an existing business. <p>208 applications is an equivalent grant commitment of €14,560,000</p> <p>*The scoring criteria favours the genuine new entrant on the basis that they are less likely to have collateral to borrow and in most need of the start-up grant funding available.</p>
New Entrants: Capital Grants  	8	859 H&I: 291	637 H&I: 216	10.277 H&I: 2.861	222 H&I: 75	<p>This scheme provides grants for new entrants to farming to make improvements to their agricultural business and help to promote sustainable development. Funding is used to support capital spend on construction and improvement of agricultural buildings as well as infrastructure such as fencing and drainage.</p> <p>Scheme closed to new applications on 31 August 2018. The scheme closed because all the budget has been allocated. Applications received up to that date will be assessed and payments for those approved and for existing contracts are anticipated to continue well into 2019.</p>
Small Farms Grants  	2	94 H&I: 55	37 H&I: 26	0.336 H&I: 0.221	44 H&I: 24	<p>This scheme continues to provide grants for small farms to make improvements to their agricultural business and help to promote sustainable development. Funding is used to support capital spend on construction and improvement of agricultural buildings as well as infrastructure such as fencing and drainage.</p> <p>*13 applications are currently under assessment</p>

SRDP 2014-2020 Scheme & status (see annex A for descriptors)	Revised Indicative Budget (£m)*	Total App's Received (H&I)	Total Approvals (H&I)	Total Value committed (£m) (H&I)	App's unsuccessful (H&I) (includes rejected incomplete & ineligible app's)	Scheme Progress								
LEADER  	£82	1585 H&I: 556	826 H&I: 295	£51.79m* H&I: £17.07m	419 – draft/in process 104 – rejected 236 – withdrawn 759 - Total H&I: 146 – draft/in process 19 – rejected 96 – withdrawn 261 - Total	<p>This report reflects the position as of 12/03/2019, the figures in the columns relate to project commitment/contracts only (i.e. do not included the costs related to LAG running costs (see below). Annex C provides a breakdown at a LAG and project level.</p> <p>LAG running costs (admin & animation) require to be taken into account, per regulatory requirement these costs should not exceed 25% of spend, at an LDS level, by the end of the programme.</p> <ul style="list-style-type: none"> *LDS areas spent/forecasting total £14.47m as at 12/3/19 towards running costs across the 2014-20 programme. The total value as at 12/03/19: <table border="1" data-bbox="1323 791 2078 938"> <tr> <td>Value of 2014-20 project contracted commitment</td> <td>£51.79m</td> </tr> <tr> <td>2014-20 Programme LAG running costs</td> <td>£14.47m</td> </tr> <tr> <td>Value of 2007-13 Legacy projects payments</td> <td>£ 4.6m</td> </tr> <tr> <td>Total</td> <td>£70.86m</td> </tr> </table> <p>Additionally of the 419 draft/in process applications 40 are at the final decisions stages (awaiting LAG Committee decisions) with a potential LEADER funding value of c.£2.69m.</p>	Value of 2014-20 project contracted commitment	£51.79m	2014-20 Programme LAG running costs	£14.47m	Value of 2007-13 Legacy projects payments	£ 4.6m	Total	£70.86m
Value of 2014-20 project contracted commitment	£51.79m													
2014-20 Programme LAG running costs	£14.47m													
Value of 2007-13 Legacy projects payments	£ 4.6m													
Total	£70.86m													
Less Favoured Area Support Scheme  	419 (to be revised to 432 to account for 2018 increasing from 80% to 100% as announced in December 2017)	Around 12,000 annually	Around 11,300 annually	327.5 m		<p>The Cabinet Secretary announced in June 2018 that for the 2019 scheme year the payment rates would be 80%. A new EU amending regulation means that payment rates for 2020 scheme year will be at 40%, or a change to ANC.</p> <p>The Cabinet Secretary has committed to maintaining the funding at 80% of current levels for both years, with a desire to provide 100% of the funding to the less favoured areas. Officials are working on options, however the on-going uncertainty around Brexit means that the rules, including State Aid rules, for 2020 are not known.</p>								

SRDP 2014-2020 Scheme & status (see annex A for descriptors)	Revised Indicative Budget (£m)*	Total App's Received (H&I)	Total Approvals (H&I)	Total Value committed (£m) (H&I)	App's unsuccessful (H&I) (includes rejected incomplete & ineligible app's)	Scheme Progress
Farm Advisory Service 	19.5			19.5		<p>One to one advisory service: 81 advisors trained (they have now received multiple elements of training) and 1,183 individual pieces of advice provided or underway through Integrated Land Management Plans, Specialist advice, Carbon Audits and Mentoring.</p> <p>One to many: has delivered to over 11,354 beneficiaries so far through various events including workshops and seminars; focus and discussion groups; and site visits and demonstrations.</p>
Total	£1.26bn (includes Technical Assistance, ECAF funds some legacy)	17,550 (not including LFASS) Includes app's that are not yet processed	13,061 (not including LFASS)	£940.046 (not including legacy spend)	3,955	

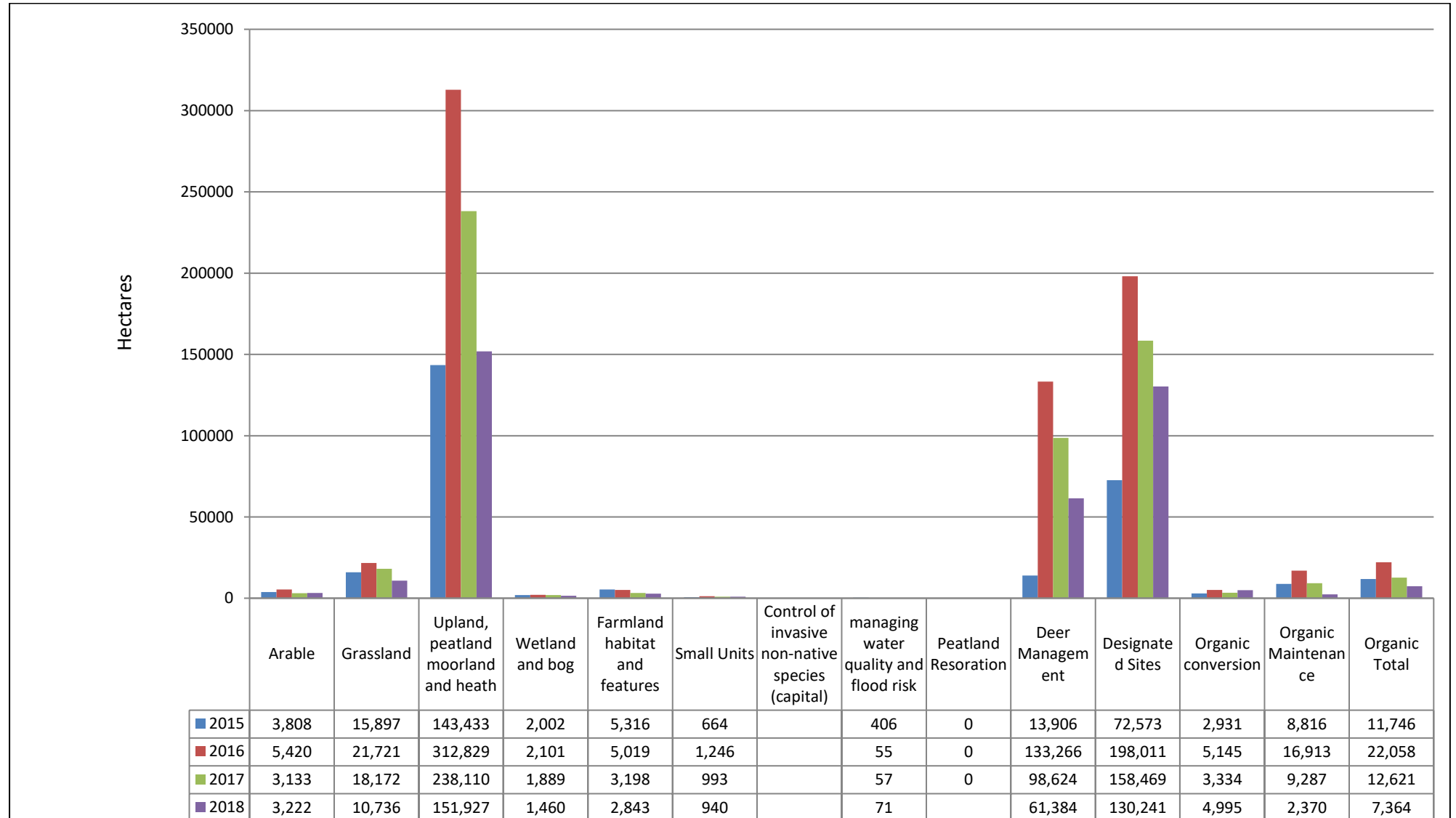
ANNEX A – RAG Status Descriptors

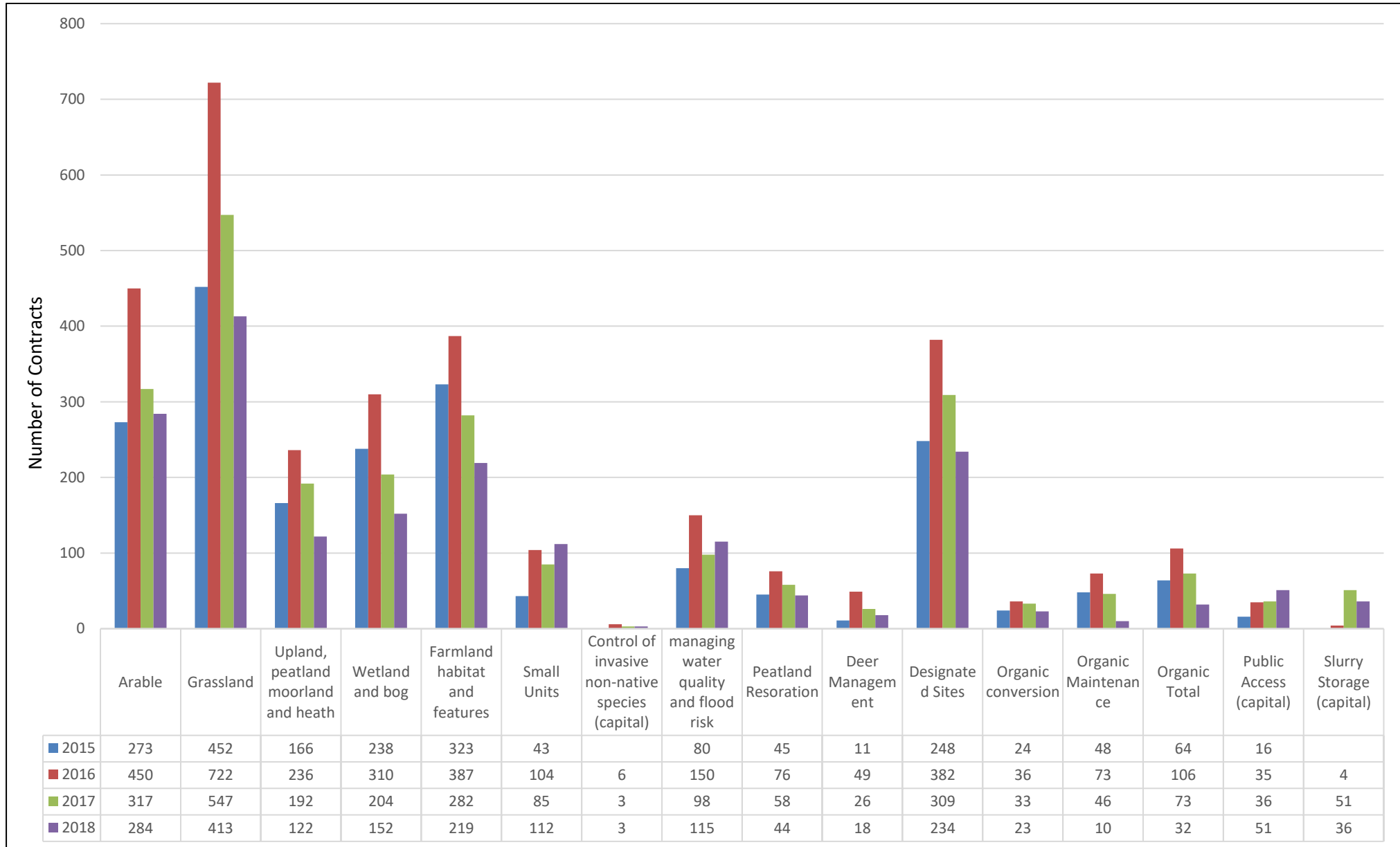


1. Scheme has issues which are seriously concerning and require urgent attention and have a high risk of attracting media interest and Ministerial attention. Issues are having a **significant and direct** impact on delivery and/or likelihood of outcomes being achieved.
2. Scheme has issues that are either beginning to become concerning or persistent, however while progress is being made to overcome them, the progress is not reducing the overall risk to delivery. Issues have a **growing** impact on delivery and/or likelihood of outcomes being achieved.
3. Some overall concerns, however successful progress is being made to overcome the issues. Concerns have a **mild** impact on delivery and/or likelihood of outcomes being achieved.
4. Scheme is making good overall progress and has little to no concerns. Concerns have **no or minimal** impact on delivery and/or likelihood of outcomes being achieved.
5. Scheme is on track, budget steadily committed, successful delivery process and good likelihood of outcomes being achieved. **No** impact on delivery and/or likelihood of outcomes being achieved.

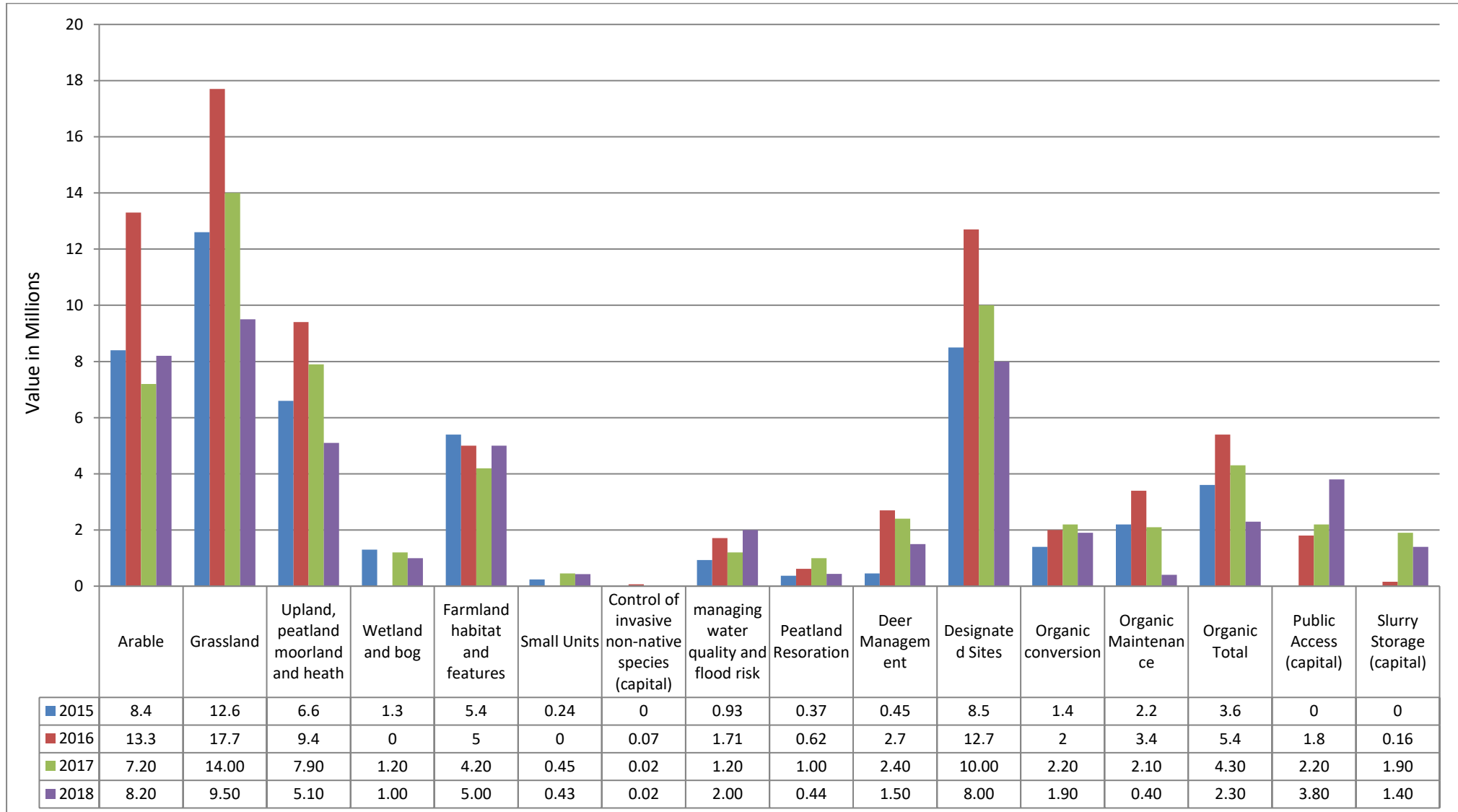
ANNEX B: AECS GRAPHICAL INFORMATION

AECS AREA MANAGED





TOTAL VALUE APPROVED 2015, 2016, 2017 & 2018

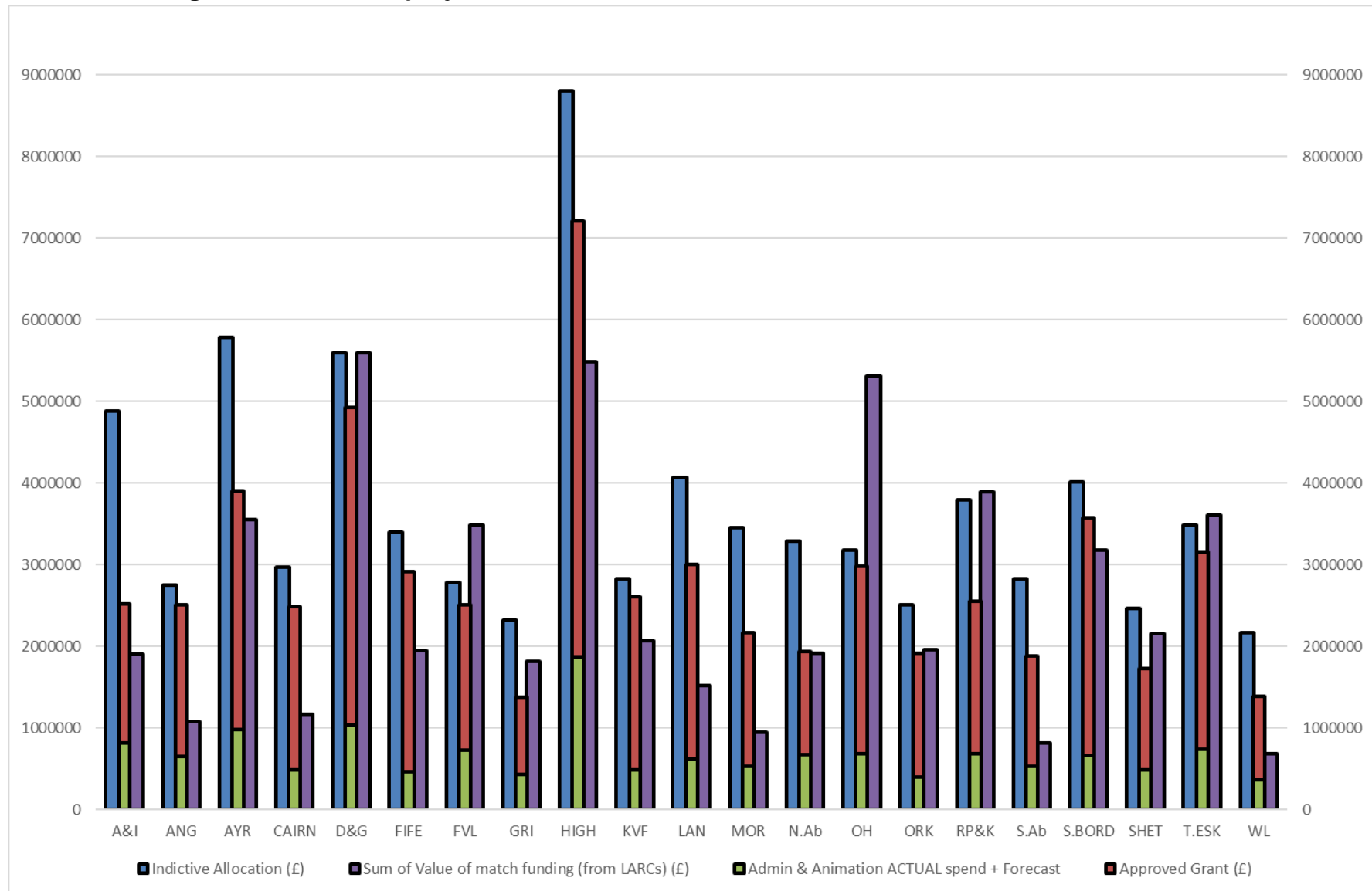


APPLICATIONS AND COMMITMENTS PER RPID AREA OFFICE

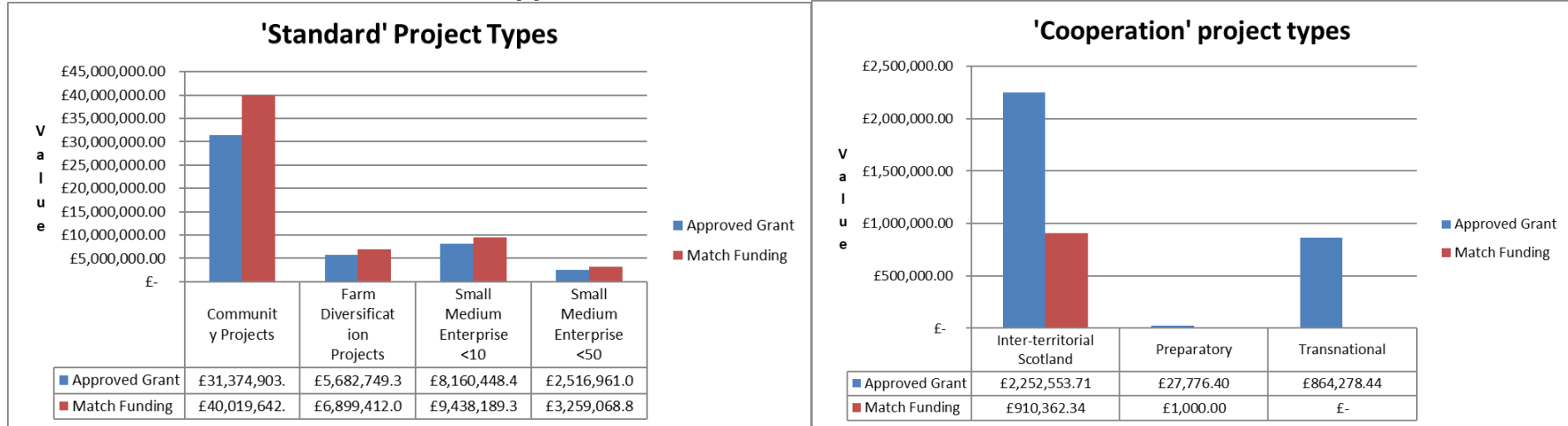
RPID Area Office	Contracts	Commitments (millions)
Ayr	194	£10.4
Benbecula	191	£4.9
Dumfries	117	£6.4
Elgin	94	£7.4
Galashiels	343	£31.4
Golspie	56	£2.6
Hamilton	64	£3.7
Inverness	201	£15.1
Inverurie	458	£32.2
Kirkwall	260	£13.3
Lerwick	74	£3.4
Oban	203	£11.4
Perth	277	£22.4
Portree	46	£1.9
Stornoway	92	£2.5
Thurso	147	£10.4

ANNEX C: LEADER GRAPHICAL INFORMATION

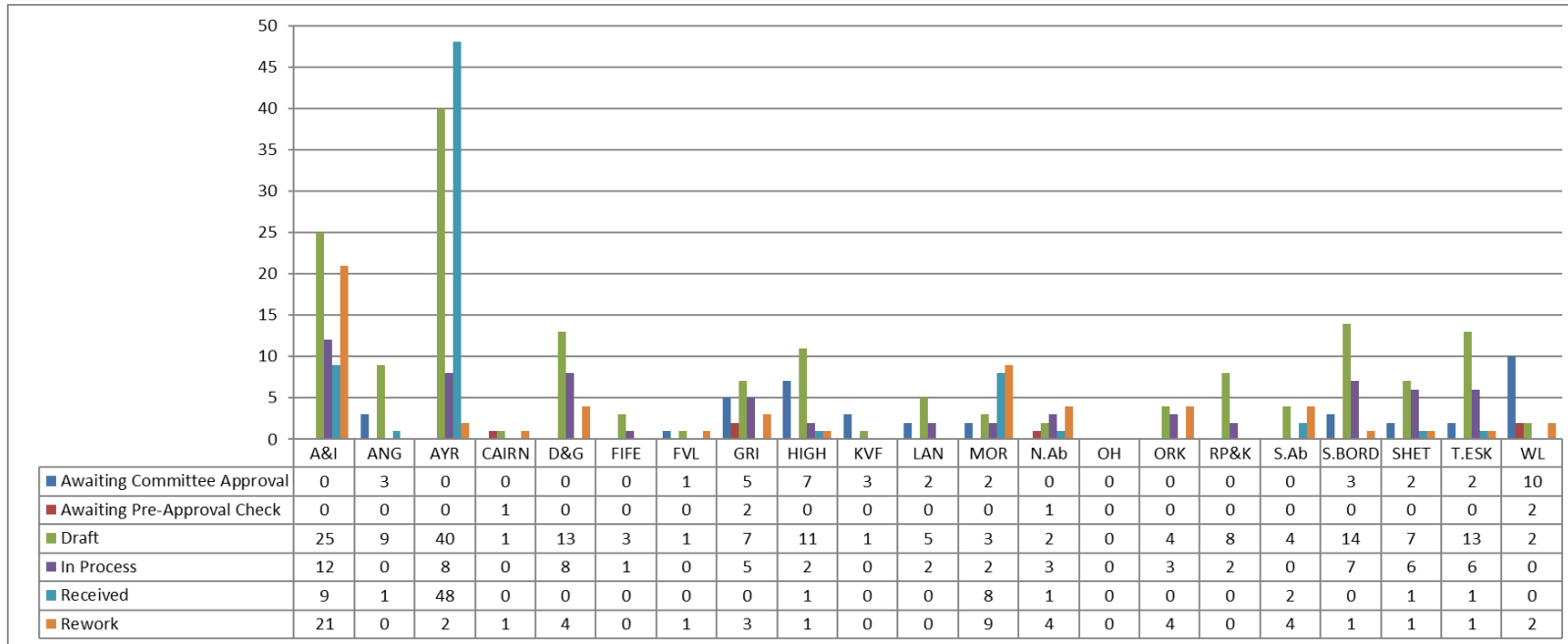
LEADER LAG Budget allocation and project commitments to 12 March 2019



LEADER Approved commitments by project type to 12 March 2019



LEADER Other project application status by LAG at 12 March 2019



LEADER Approved project types by LAG at 12 March 2019

