

# Statistical Bulletin

## Crime and Justice Series

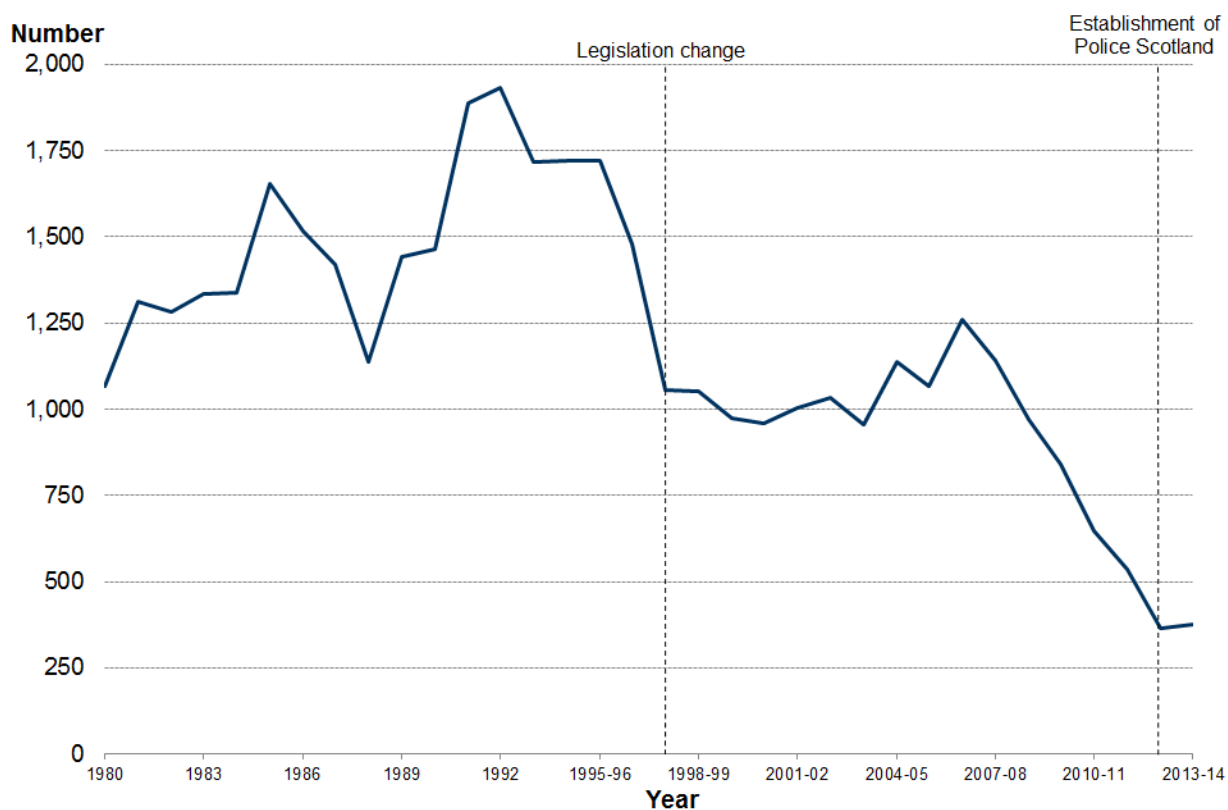
An Official Statistics Publication for Scotland

### RECORDED CRIMES AND OFFENCES INVOLVING FIREARMS, SCOTLAND, 2013-14 June 2015

#### 1. Introduction

This bulletin provides information on those crimes and offences recorded by the police in which a firearm was **alleged** to have been involved or where a firearm was stolen.

**Chart 1: Offences involving the alleged use of a firearm, Scotland, 1980 to 1994 and 1995-96 to 2013-14**



## **CONTENTS**

**Page**

1.	Introduction.....	1
2.	Main Points.....	4
3.	Background .....	5
4.	Commentary.....	5
4.1	Offences involving firearms.....	5
4.2	Main firearm recorded.....	7
4.3	Firearm use.....	8
4.4	Location of firearm offences.....	10
4.5	Victim characteristics.....	10
4.6	Clear up rates.....	11
4.7	Accused characteristics.....	11
4.8	Offences in local authorities.....	12
4.9	Stolen firearms.....	12
4.10	Miscellaneous firearm offences.....	12
5.	Further information on statistics used in this bulletin.....	37
5.1	Statement on Data Quality.....	37
5.2	Data Returns.....	39
5.3	Legislation.....	40
5.4	Crimes and offences cleared up.....	40
5.5	Statistical issues.....	41
5.6	Classification.....	45
5.7	Statistics Designation and the UK Statistics Authority.....	46
5.8	Other.....	46
5.9	Comparator data.....	47

## **List of Tables**

Table 1: Total number of offences in which an identified firearm was alleged to have been involved, Scotland, 1980 to 2013-14.....	14
Table 1a: Offences in which a firearm was alleged to have been involved, Scotland, 2004-05 to 2013-14.....	15
Table 1b: Offences in which an identified firearm, other than an air weapon, was alleged to have been involved, Scotland, 2004-05 to 2013-14.....	16
Table 2: Offences in which a firearm was alleged to have been involved as a percentage of (selected) total recorded crimes, Scotland, 2004-05 to 2013-14.....	17
Table 3: Main firearm recorded in offences involving the alleged use of a firearm, Scotland, 2004-05 to 2013-14.....	18
Table 3a: Main firearm recorded as a percentage of the total number of offences in which a firearm was alleged to have been involved, Scotland, 2004-05 to 2013-14.....	19
Table 4: Offences in which a firearm was alleged to have been involved by main firearm recorded, Scotland, 2013-14.....	20
Table 5: Use of firearm in offences involving the alleged use of a firearm, Scotland, 2004-05 to 2013-14.....	21
Table 5a: Use of identified firearm (excluding air weapons) in offences involving the alleged use of a firearm, Scotland, 2004-05 to 2013-14.....	22
Table 6: Type of firearm by use of weapon in offences involving the alleged use of a firearm, Scotland, 2013-14.....	23

Table 7: Main firearm recorded in offences in which a weapon was alleged to have been fired causing fatal or non-fatal injury, Scotland, 2004-05 to 2013-14.....	24
Table 8: Type of offence in which a firearm was alleged to have been involved by how main firearm was used, Scotland, 2013-14.....	25
Table 8a: Type of offence in which an identified firearm was alleged to have been involved (excluding air weapons) by how main firearm was used, Scotland, 2013-14 .....	26
Table 9: Location of offences involving the alleged use of a firearm, Scotland, 2004-05 to 2013-14 .....	27
Table 9a: Location of offences in which an identified firearm (excluding air weapons) was alleged to have been involved, Scotland, 2004-05 to 2013-14 .....	28
Table 10: Age and gender of main victim in offences in which a firearm was alleged to have been fired causing fatal or non-fatal injury, Scotland, 2004-05 to 2013-14.....	29
Table 10a: Age and gender of main victim in offences in which an identified firearm (excluding air weapons) was alleged to have been fired causing fatal or non-fatal injury, Scotland, 2004-05 to 2013-14.....	30
Table 11: Percentage of offences involving the alleged use of a firearm that were cleared up, Scotland, 2004-05 to 2013-14 .....	31
Table 12: Age of main accused (where known) in offences involving the alleged use of a firearm, Scotland, 2004-05 to 2013-14 .....	32
Table 13: Age of main accused (where known) by main firearm recorded in offences involving the alleged use of a firearm, Scotland, 2013-14 .....	32
Table 14: Offences in which a firearm was alleged to have been involved by local authority, Scotland, 2003-04 to 2012-13 .....	33
Table 14a: Offences in which an identified firearm (other than an air weapon) was alleged to have been involved by local authority, Scotland, 2004-05 to 2013-14 .....	34
Table 15: Offences in which a firearm was stolen by main firearm recorded (excluding air weapons), Scotland, 2004-05 to 2013-14 .....	35
Table 15a: The number of firearms stolen in offences in which a firearm was stolen (excluding air weapons), Scotland, 2004-05 to 2013-14 .....	35
Number .....	35
Table 16: Miscellaneous firearm offences by police force area, Scotland, 2004-05 to 2013-14 .....	36

## **List of Charts**

Chart 1: Offences involving the alleged use of a firearm, Scotland, 1980 to 1994 and 1995-96 to 2013-14 .....	1
Chart 2: Offences in which a firearm was alleged to have been involved, as a percentage of (selected) total recorded crimes, Scotland, 2004-05 to 2013-14 .....	7
Chart 3: Main firearm recorded in offences involving the alleged use of a firearm (exc. unidentified and other firearms), Scotland, 2004-05 to 2013-14 .....	8
Chart 4: How main firearm recorded was used in offences involving the alleged use of a firearm, Scotland, 2013-14 .....	9
Chart 5: Location of offences involving the alleged use of a firearm, Scotland, 2013-14 .....	10
Chart 6: Offences involving the alleged use of a firearm, data collection strategy for 2013-14 .....	38

## 2. Main Points

- In 2013-14, the police in Scotland recorded 374 offences in which a firearm was alleged to have been involved, a slight increase of 2% from the 365 recorded in 2012-13. This is the second lowest recorded total since comparable records began ([Table 1](#)).
- The overall increase in offences involving firearms was driven by increases in Reckless conduct with firearms offences (+20, or +28%), offences relating to the Firearms Act 1968 (+16, +50%) and Breach of the peace offences (+6, or +9%) ([Table 1a](#)).
- The use of firearms in criminal activity continues to constitute only a small proportion of all offences recorded by the police in 2013-14; 1.6% of Homicides (one offence), 0.3% of Attempted murders (one offence) and 2.5% of Robberies (38 offences). Less than 0.5% of all Serious assaults, Vandalism offences and Common assaults involved the alleged use of a firearm ([Table 2](#)).
- An air weapon was the main firearm in 49% (182) of all offences involving the alleged involvement of a firearm in 2013-14, compared to 47% (171) in 2012-13 ([Table 3](#)).
- The number of offences in which a firearm was discharged and caused fatal or non-fatal injury decreased by 35% from 66 in 2012-13 to 43 in 2013-14 ([Table 5](#)).
- The increase in the number of offences involving firearms was, therefore, driven by crimes involving firearms whereby the firearm was not discharged (e.g., the firearm was used to threaten) or was discharged but resulted in no injury ([Table 5](#)).
- Of the 43 main victims who were either fatally or non-fatally injured during an offence in which a firearm was discharged in 2013-14, 31 were male (72%) and 12 were female (28%). Of these victims, around a quarter (26%) were aged under 16. There were no reported offences involving the shooting of a police officer causing fatal or non-fatal injury ([Table 10](#)).
- In 2013-14, 68% of all offences in which a firearm was alleged to have been involved were cleared up, a slight increase of two percentage points from the 66% in 2012-13 ([Table 11](#)).
- In 2013-14, the main accused was aged 15 years or under in 7% (19 offences) of the 254 cleared up offences involving the use of a firearm. This is the lowest proportion for this age group since 2004-05 ([Table 12](#)).

### 3. Background

To avoid unnecessary repetition of the term ‘recorded crimes and offences’ throughout this publication, reference will simply be made to ‘offences’. Any reference to the ‘use and/or involvement’ of firearms throughout this bulletin should also be interpreted to include the ‘alleged use and/or involvement’ of firearms.

Minor Firearms Act 1968 offences (mainly relating to the possession, handling and distribution of weapons and ammunition) are not included in the main points and main tables of this bulletin. Totals for these offences are presented separately in [Table 16](#).

The statistics on firearm offences are used to inform [National Outcome 9](#) – ‘we live our lives safe from crime, disorder and danger’ as well as [The Strategy for Justice in Scotland](#). These statistics are also used by a wide range of stakeholders to monitor trends, for policy research and development, and for research purposes. The ‘Recorded Crimes and Offences Involving Firearms, Scotland’ statistical bulletin forms part of a series of bulletins produced by the Scottish Government on the criminal justice system.

The Police and Fire Reform (Scotland) Act 2012 changed the policing landscape in Scotland, replacing the previous eight police forces, the Scottish Police Services Authority and the Scottish Crime and Drug Enforcement Agency from 1 April 2013. The Police Service of Scotland is now responsible for operational policing in Scotland and will be held to account by the Scottish Police Authority.

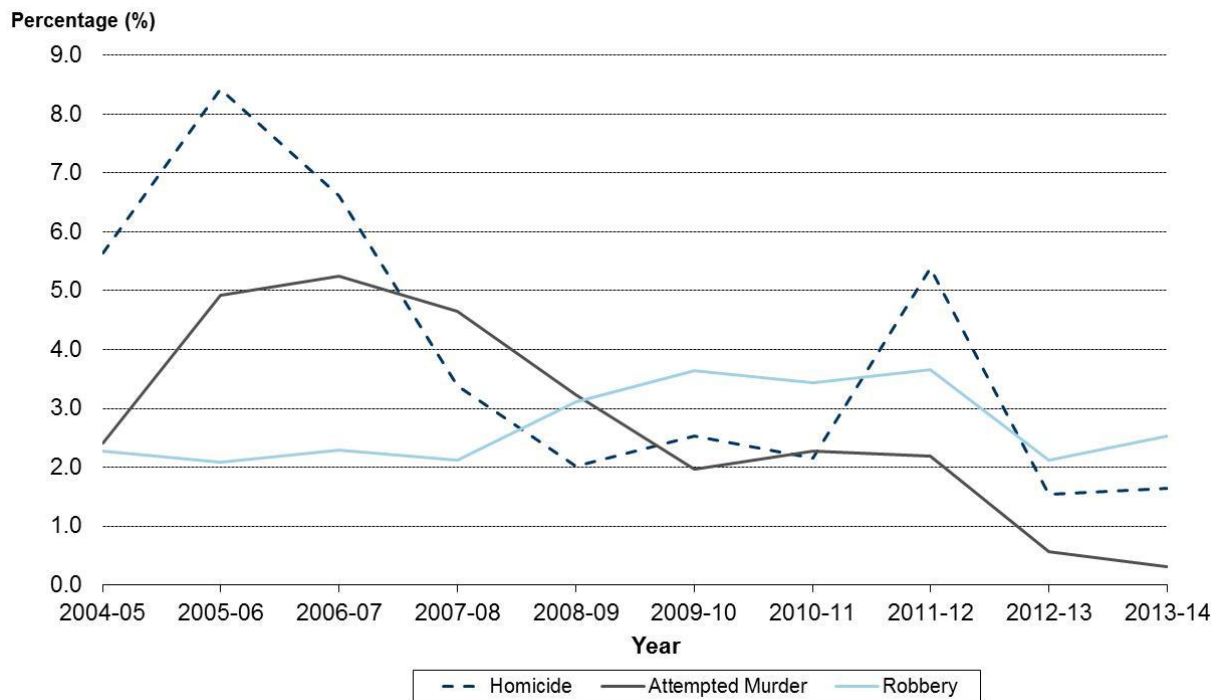
### 4. Commentary

#### 4.1 Offences involving firearms (Tables [1](#), [1a](#), [1b](#) and [2](#), and Charts [1](#) and [2](#))

- In 2013-14, Scottish police forces recorded 374 offences in which a firearm was alleged to have been involved, an increase of 2% from the number recorded in 2012-13 (365). This increase follows a significant fall in the total number of offences involving firearms from 2006-07 to 2012-13
- The offence category which contained the highest number of offences involving a firearm in 2013-14 was Reckless conduct with firearms, accounting for 24% of all recorded offences involving a firearm. Reckless conduct with firearms has constituted the highest proportion (or joint highest) of offences involving a firearm for the last eight years.
- The Breach of the peace etc. offence category constituted a further 20% of offences involving a firearm in 2013-14.
- The number of common assaults involving a firearm was at its lowest number (58) in the ten-year period in 2013-14, and constituted 16% of all recorded crimes involving a firearm.

- In 2013-14, one Homicide involving a firearm was recorded, the same as the figure reported in 2012-13. There was one Attempted murder involving a firearm in 2013-14.
- The number of Serious assaults involving a firearm decreased by one offence between 2012-13 and 2013-14, reducing from six offences to five. In 2013-14 there were 38 Robberies involving a firearm, also decreasing by one since 2012-13. The number of robberies and serious assaults involving a firearm were at their lowest level in the past ten-years.
- Breach of the peace offences involving firearms increased by six, from 67 to 73 (or 9%) between 2012-13 and 2013-14.
- When air weapons and unidentified weapons are excluded, the total number of offences involving a firearm in 2013-14 decreased by 18%, from 168 offences in 2012-13 to 138 offences.
- Offences relating to the Firearms Act 1968 account for the largest proportion of offences involving a firearm (19%) when air weapons and unidentified weapons are excluded.
- The use of firearms in criminal activity continued to constitute only a small proportion of all offences recorded by the police in 2013-14, as shown in [Chart 2](#); 1.6% of Homicides (one offence), 0.3% of Attempted murders (one offence) and 2.5% of Robberies (38 offences). Less than 0.5% of all Serious assaults, Vandalism offences and Common assaults involved the alleged use of a firearm. For further information please see [Note 5.5.7](#).
- The Scottish Crime and Justice Survey (SCJS) measures adult experiences and perceptions of crime in Scotland (for more information see note [5.9.2](#)). The SCJS asks victims of crime whether the offender had something they used or threatened to use as a weapon. Results from the 2012-13 survey suggest that the use of a gun constitutes only a small proportion of total offences, with 1% of those victims of crimes of violence who identified the use of a weapon referring to any type of gun as that weapon. Some caution should be taken as these estimates are based on small sample sizes and the SCJS figures are only collected when the victim had any contact with the offender. The SCJS does not collect data for all the crime groups covered by this bulletin.

**Chart 2: Offences in which a firearm was alleged to have been involved, as a percentage of (selected) total recorded crimes<sup>1</sup>, Scotland, 2004-05 to 2013-14**



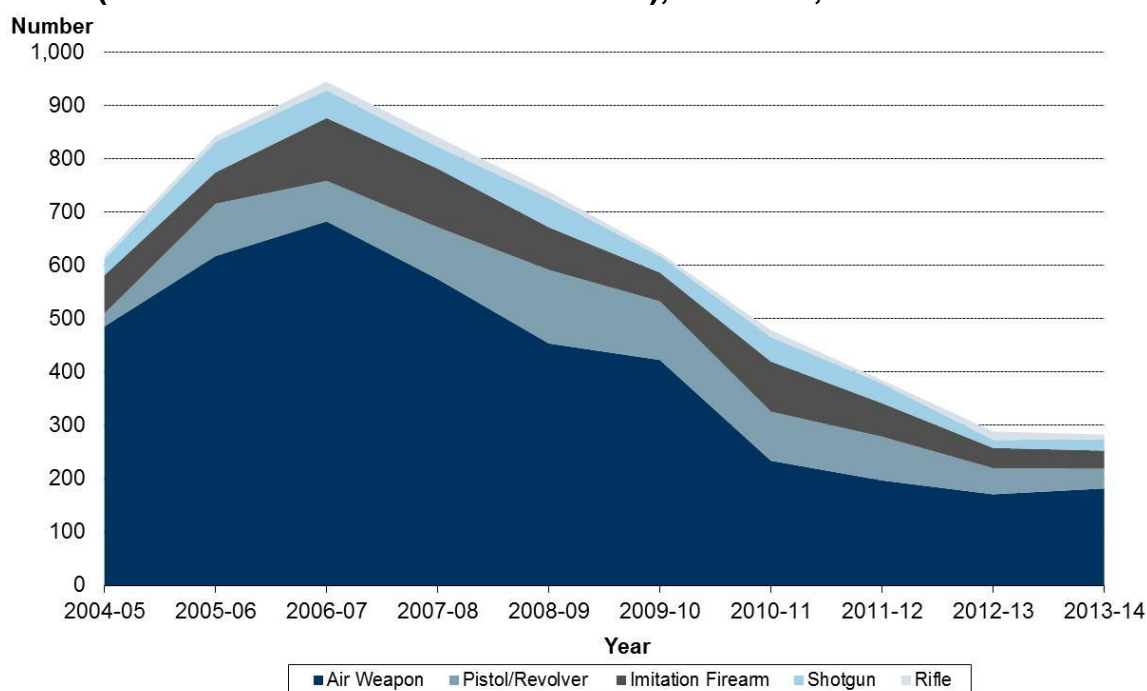
1. For further information please see [Note 5.5.7](#).

#### 4.2 Main firearm recorded (Tables 3, 3a and 4, and Chart 3)

- An air weapon was used in nearly half (49%, or 182 offences) of all offences involving a firearm in 2013-14, up from 47% (171) in 2012-13. Where the firearm was identified, air weapons were used in the majority (57%) of offences involving firearms. This has been true for eight of the last ten years.
- Between 2012-13 and 2013-14, the number of offences involving air weapons (+11, or +6%) and shotguns (+6, or +40%) increased, while offences involving other identifiable firearms decreased. However, the number of offences involving unidentified weapons more than doubled from 26 in 2012-13 to 54 in 2013-14.
- In 2013-14, the number of offences involving firearms remains low by historical standards. The number of offences in 2013-14 involving imitation firearms (34) and other firearms (37) are at the lowest since 2004-05. Offences involving shotguns (21), pistols/revolvers (37) and air weapons (182) are at the second lowest levels since 2004-05.
- The one Homicide and one Attempted murder involving a firearm in 2013-14 were both committed using a pistol or revolver. A pistol or revolver was used in 29% (or 11 offences) of Robberies.

- For all other crime groups covered by this bulletin, air weapons were used more often than other types of firearms. The majority of common assaults (52%), Reckless conduct with a firearm (65%), Vandalism (92%) and Serious assaults (80%) all involved the use of an air weapon. Excluding crimes involving unidentified firearms, the majority of Breach of the peace offences (57%) and Other crimes and offences (51%) also involved the use of an air weapon.
- For offences relating to the Firearms Act 1968, air weapons were involved in 35% (17) of cases while imitation firearms were involved in 31% (15) instances.
- [Chart 3](#) shows the total number of offences involving firearms where the firearm is identified and excluding 'other' firearms. It shows that air weapons have constituted a large proportion of all these offences (78% in 2013-14) throughout the period, and has been driving decline from a peak in 2006-07.

**Chart 3: Main firearm recorded in offences involving the alleged use of a firearm (exc. unidentified and other firearms), Scotland, 2004-05 to 2013-14**



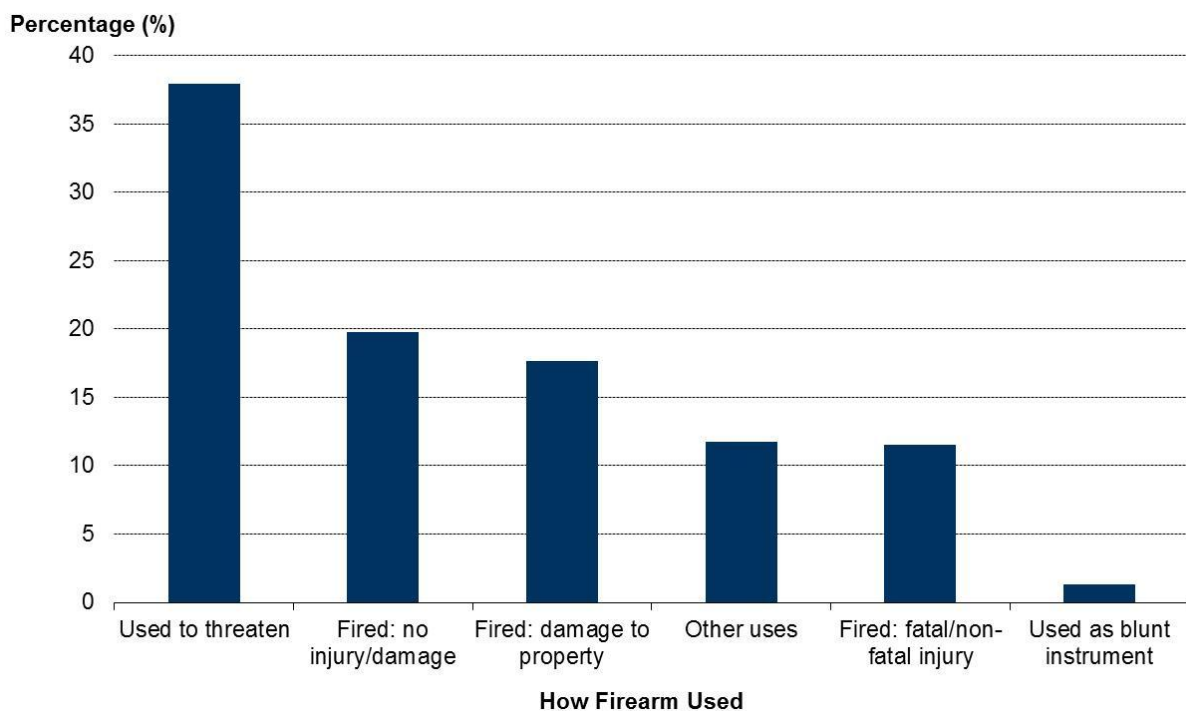
#### 4.3 Firearm use (Tables 5, 5a, 6, 7, 8 and 8a, and Chart 4)

- Of the 374 recorded offences involving a firearm in Scotland in 2013-14, 49% (183) resulted in the actual discharge of the firearm. This is the lowest proportion of offences that resulted in the actual discharge of the firearm since 2004-05, and is also the only year in the last ten that a majority of firearm offences did not result in a discharge. The breakdown of how the main firearm recorded was used in offences involving the alleged use of a firearm in 2013-14 can be seen in [Chart 4](#).



- The number of offences in which a firearm was fired and caused fatal or non-fatal injury to a person decreased by 35% between 2012-13 and 2013-14 (66 to 43 offences).
- The number of offences in which a firearm was discharged causing no injury or damage increased from 62 in 2012-13 to 74 in 2013-14 (+19%). There were 66 crimes of property damage from a fired weapon, and this did not change from 2012-13.
- Of the 183 offences in which a firearm was actually discharged in 2013-14, 63% (115) involved an air weapon. Of these offences involving an air weapon, 21 resulted in non-fatal injury to a person and 55 resulted in no injury or damage.

**Chart 4: How main firearm recorded was used in offences involving the alleged use of a firearm, Scotland, 2013-14**

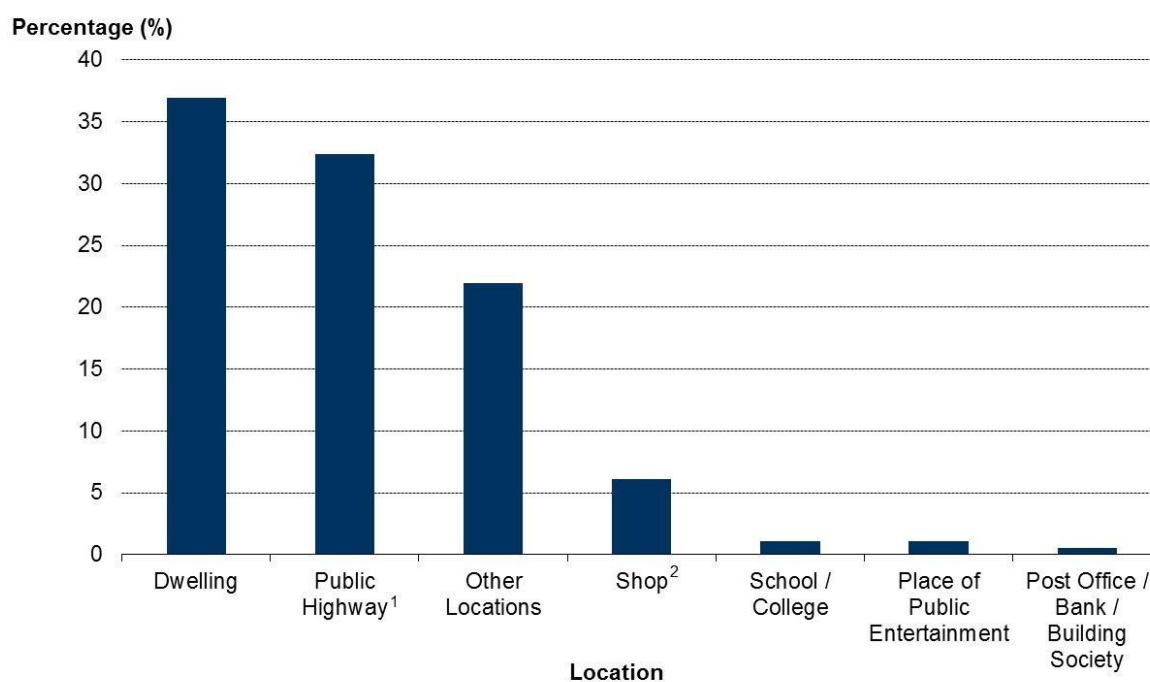


- Of the 58 Common assaults involving a firearm that were recorded in 2013-14, 23 resulted in the weapon being discharged and causing non-fatal injury. This accounts for over half (55%) of 42 recorded offences in which a firearm was fired and caused non-fatal injury.
- The increase in the total number of offences involving firearms between 2012-13 and 2013-14 was driven by offences whereby an individual was not killed or injured by a firearm. The number of instances where a firearm was Used to threaten (+13), Fired but did not result in injury (+12) and Other uses (+12) all increased from 2012-13. Where a firearm was discharged resulting in no injury, around two-thirds (66%) of these instances were classified as Reckless conduct with a firearm. Where a firearm was Used to threaten, just under two-fifths of these crimes (38%) were classified as Breach of the peace offences.

#### 4.4 Location of firearm offences (Tables 9 and 9a, and Chart 5)

- In 2013-14, most offences involving firearms took place in a dwelling (37%) or a public highway (32%). Between 2012-13 and 2013-14, the number of offences that took place in these locations increased (+15, +12% for dwellings; +11, +10% for public highways). The number of offences involving firearms occurring in shops fell to 23 in 2013-14 from 39 in 2012-13 (-41%). [Chart 5](#) shows the distribution of offences involving the alleged use of a firearm by location in 2013-14.

**Chart 5: Location of offences involving the alleged use of a firearm, Scotland, 2013-14**



1. Public highway includes roads and footpaths.

2. Shop includes shops, stalls, stores, offices and factories

- In 2013-14 there were four offences that occurred in a school/college involving the alleged use of a firearm. This is the lowest number of offences to have occurred in a school/college in the ten year period covered by this bulletin. In total, six offences involving the alleged use of a firearm occurred within banks/building societies and places of public entertainment in 2013-14. This is less than 2% of all offences involving a firearm in 2013-14.

#### 4.5 Victim characteristics (Tables 10 and 10a)

- Of the 43 main victims who were either fatally or non-fatally injured during an offence involving a firearm in 2013-14, 31 were male (72%) and 12 were female (28%). There were no reported offences involving the shooting of a police officer causing fatal or non-fatal injury in 2013-14.

- The number of male (-10, or -24%) and female (-13, or -52%) main victims who were either fatally or non-fatally injured during an offence involving a firearm decreased between 2012-13 and 2013-14. In both cases, the number of male and female main victims were at their lowest levels in the past ten years.
- In 2013-14, 11 main victims were under the age of 16, this accounts for 26% of all main victims who were either fatally or non-fatally injured during an offence involving a firearm. This is the lowest number, in absolute and proportional terms, in the past ten years.
- Main victims aged 21 or over made up the majority (63%, or 27 victims) of all main victims who were either fatally or non-fatally injured during an offence involving a firearm in 2013-14. This compares to 45% (or 30 main victims) in 2012-13.

#### **4.6 Clear up rates ([Table 11](#))**

- In 2013-14, 68% of all offences involving a firearm were cleared up, a slight increase of two percentage points from 66% in 2012-13. For further information on clear up rates please see [Note 5.4](#).
- There were large variations in the clear-up rate across the different crime groups in 2013-14. Some of the most serious crime groups - Homicide (100%), Attempted murder (100%), Serious assaults (80%) and Robbery (82%) - had relatively higher clear-up rates when compared to other crime groups reported in this bulletin. These most serious crime groups account for 12% of offences involving firearms in 2013-14.
- Those crime groups with lower clear up rates, included Vandalism (33%), Other crimes and offences (43%) and Reckless conduct with firearms (59%). These crime groups combined accounted for 40% of offences involving firearms in 2013-14.
- In 2013-14, the clear-up rate for common assaults involving firearms was 74%, an increase from 65% in 2012-13.
- The clear up rate for Breach of the peace offences fell to 75%, its lowest level in the ten year period in 2013-14.
- Offences relating to the Firearms Act 1968 had a clear-up rate of 85% in 2013-14. This is a higher clear-up rate than reported for 2012-13.

#### **4.7 Accused characteristics ([Tables 12](#) and [13](#))**

- The main accused was under 16 years old in 7% of cleared up offences involving the use of a firearm in 2013-14 (19 out of 254 offences). A further 23% of cleared up offences were committed by an accused aged 16 to 20

years (59 offences). Of all offences that were cleared up in 2013-14, the most common age of the main accused was 21-30 years (35%).

- In 2013-14, where the main accused was aged under 16 years old, 11 out of 19 offences involved the use of an air weapon. An air weapon was also involved in half of offences committed by a main accused aged 16 to 20 years (59) and constituted nearly two-thirds of offences where the main accused was aged 21 to 30 (47). For older age groups the proportion of firearm offences involving air weapon was lower. Where the main accused was aged 31 to 40, 32% of all firearm offences involved an air weapon, and for the 41 or over age group, 49% of firearm offences involved an air weapon.

#### **4.8 Offences in local authorities (Tables [14](#), and [14a](#))**

- When considering the trends in the number of offences in which a firearm was alleged to have been used in each local authority area, it should be noted that most local authority areas have relatively small counts of firearm offences. As a result, small changes in the number of offences in which a firearm was alleged to have been used can lead to large changes in percentage terms.
- In 2013-14, the local authority areas of Edinburgh City (54), Fife (44) and Glasgow City (37) had the highest number of offences involving firearms. This is also true once offences involving air weapons are excluded - Edinburgh (32), Fife (22), and Glasgow (12).
- In 2013-14, no offences involving firearms were recorded in East Renfrewshire, Eilean Siar, Orkney Islands, Shetland Islands and West Dunbartonshire.
- The local authorities of Aberdeenshire (+10), Edinburgh City (+10), and Fife (+12) saw the highest increases in the number of offences involving firearms between 2012-13 and 2013-14. Whereas Dumfries and Galloway (-17), North Lanarkshire (-11), Argyll & Bute (-8), and Glasgow (-8) saw the largest decreases in the number of firearm offences between 2012-13 and 2013-14.

#### **4.9 Stolen firearms (Table [15](#) and [15a](#))**

- During 2013-14, Scottish police forces recorded eleven offences in which a firearm (other than an air weapon) was stolen. Only one of these crimes involved the theft of multiple weapons.

#### **4.10 Miscellaneous firearm offences ([Table 16](#))**

- The number of Miscellaneous firearm offences has fallen from 484 in 2012-13 to 403 in 2013-14 (-17%). This continues the recent trend, and 2013-14 has the lowest number of Miscellaneous firearm offences during the previous ten years. For further information on these Miscellaneous firearm offences, please see [Note 5.2.1](#).

- Just under two thirds of local authority areas (66%) saw either falls or no change in the number of Miscellaneous firearm offences. Of those local authorities that recorded an increase in the number of offences in this crime classification, East Ayrshire (+15), North Ayrshire (+9), and Edinburgh City (+7) had the highest increases. Glasgow City (-26), North Lanarkshire (-15) and Fife (-14) had the highest decreases in the number of Miscellaneous firearm offences.

**Table 1: Total number of offences in which an identified firearm was alleged to have been involved, Scotland, 1980 to 2013-14**

Year	Number
	Total
1980	1,068
1981	1,313
1982	1,282
1983	1,336
1984	1,340
1985	1,653
1986	1,517
1987	1,419
1988	1,136
1989	1,441
1990	1,466
1991	1,889
1992	1,933
1993	1,717
1994	1,722
1995-96 <sup>1</sup>	1,720
1996-97	1,481
1997-98 <sup>2</sup>	1,054
1998-99	1,051
1999-00	975
2000-01	959
2001-02	1,004
2002-03	1,035
2003-04	957
2004-05	1,136
2005-06	1,068
2006-07	1,260
2007-08	1,143
2008-09	970
2009-10	841
2010-11	647
2011-12	535
2012-13	365
2013-14	374

Notes:

1. In 1995-96, the twelve month reporting period was changed from calendar year to financial year.

2. Following the Dunblane incident in 1996, changes were made to firearms legislation. All pistols (or handguns) over .22 calibre were banned with effect from 1 October 1997, see [Note 5.3.2](#). As such some caution should be taken when comparing figures up to 1997-98 with figures beyond this point.

**Table 1a: Offences in which a firearm was alleged to have been involved, Scotland, 2004-05 to 2013-14****Number & Percentage**

Type of Offence	2004-05	2005-06	2006-07	2007-08	2008-09	2009-10	2010-11	2011-12	2012-13 <sup>1</sup>	% change 12-13 to 13-14	
										2013-14	
Homicide <sup>2</sup>	8	8	8	4	2	2	2	5	1	1	-
Attempted murder	20	35	43	33	23	11	13	11	2	1	n/r
Serious assault <sup>3</sup>	48	20	19	37	15	19	12	7	6	5	n/r
Robbery	85	74	82	65	92	91	88	82	39	38	-3
Vandalism	408	429	204	124	129	94	39	26	17	12	-29
Reckless conduct with firearms <sup>4</sup>	169	124	291	294	235	196	135	119	71	91	28
Firearms Act 1968 offences <sup>5</sup>	120	152	196	152	126	89	86	73	32	48	50
Common assault <sup>3,6,7</sup>	229	143	200	201	145	164	110	99	71	58	-18
Breach of the peace etc. <sup>7,8</sup>	21	58	176	184	135	121	80	74	67	73	9
Other crimes and offences	28	25	41	49	68	54	82	39	59	47	-20
<b>Total</b>	<b>1,136</b>	<b>1,068</b>	<b>1,260</b>	<b>1,143</b>	<b>970</b>	<b>841</b>	<b>647</b>	<b>535</b>	<b>365</b>	<b>374</b>	<b>2</b>

## Notes:

1. As a result of a change in recording practices by Lothian and Borders Police, their data for 2012-13 are not directly comparable with previous years. For further information please see [Note 5.5.6](#).

2. Includes Murder and Culpable homicide (common law). It excludes Causing death by dangerous driving, Causing death by careless driving while under the influence of drink or drugs, Causing death by careless driving, Illegal driver involved in a fatal accident and Corporate homicide.

3. For the distinction between Serious assault and Common assault, please see [Note 5.6.2](#).

4. A change in recording practices has affected the comparability of this category over time. For further information please see [Note 5.5.4](#).

5. Possession of a firearm with intent to endanger life, commit crime and cause fear of violence. Does not include miscellaneous firearm offences. These are presented separately in [Table 16](#).

6. Common assault includes the offences of Common assault and Common assault of an emergency worker.

7. A change in recording practices has affected the comparability of this category over time. For further information please see [Note 5.5.5](#).

8. Includes Breach of the peace and Threatening or abusive behaviour. Breach of the peace etc. also includes Offence of stalking, Offensive behaviour at football and Threatening communications (Offensive Behaviour at Football and Threatening Communications Act 2012). However these are not relevant to firearm offences.

**Table 1b: Offences in which an identified firearm, other than an air weapon, was alleged to have been involved, Scotland, 2004-05 to 2013-14**

Type of Offence	Number & Percentage										
	2004-05	2005-06	2006-07	2007-08	2008-09	2009-10	2010-11	2011-12	2012-13 <sup>1</sup>	2013-14	% change 12-13 to 13-14
Homicide <sup>2</sup>	2	5	4	2	1	1	2	4	1	1	-
Attempted murder	13	19	21	24	18	8	13	8	-	1	-
Serious assault <sup>3</sup>	3	3	3	13	5	2	4	3	3	1	n/r
Robbery	24	56	50	41	68	65	71	48	33	22	-33
Vandalism	15	27	19	23	10	17	13	9	1	1	-
Reckless conduct with firearms	10	42	51	58	51	40	35	37	12	21	75
Firearms Act 1968 offences <sup>4</sup>	62	80	85	87	80	51	61	59	21	26	24
Common assault <sup>3,5,6</sup>	77	52	72	100	83	82	52	54	30	21	-30
Breach of the peace etc. <sup>6,7</sup>	10	32	82	90	75	56	47	40	34	24	-29
Other crimes and offences	16	13	15	24	36	24	45	23	33	20	-39
<b>Total</b>	<b>232</b>	<b>329</b>	<b>402</b>	<b>462</b>	<b>427</b>	<b>346</b>	<b>343</b>	<b>285</b>	<b>168</b>	<b>138</b>	<b>-18</b>

## Notes:

1. As a result of a change in recording practices by Lothian and Borders Police, their data for 2012-13 are not directly comparable with previous years. For further information please see [Note 5.5.6](#).
2. Includes Murder and Culpable homicide (common law). It excludes Causing death by dangerous driving, Causing death by careless driving while under the influence of drink or drugs, Causing death by careless driving, Illegal driver involved in a fatal accident and Corporate homicide.
3. For the distinction between Serious assault and Common assault, please see [Note 5.6.2](#).
4. Possession of a firearm with intent to endanger life, commit crime and cause fear of violence. Does not include miscellaneous firearm offences. These are presented separately in [Table 16](#).
5. Common assault includes the offences of Common assault and Common assault of an emergency worker.
6. A change in recording practices has affected the comparability of this category over time. For further information please see [Note 5.5.5](#).
7. Includes Breach of the peace and Threatening or abusive behaviour. Breach of the peace etc. also includes Offence of stalking, Offensive behaviour at football and Threatening communications (Offensive Behaviour at Football and Threatening Communications Act 2012). However these are not relevant to firearm offences.



**Table 2: Offences in which a firearm was alleged to have been involved as a percentage<sup>1</sup> of (selected) total recorded crimes<sup>2</sup>, Scotland, 2004-05 to 2013-14**

Type of Offence	Percentage									
	2004-05	2005-06	2006-07	2007-08	2008-09	2009-10	2010-11	2011-12	2012-13 <sup>3</sup>	2013-14
Homicide <sup>4</sup>	5.6	8.4	6.6	3.4	2.0	2.5	2.2	5.4	1.5	1.6
Attempted murder	2.4	4.9	5.2	4.6	3.2	2.0	2.3	2.2	0.6	0.3
Serious assault <sup>5</sup>	0.7	0.3	0.3	0.6	0.3	0.4	0.2	0.2	0.2	0.2
Robbery	2.3	2.1	2.3	2.1	3.1	3.6	3.4	3.7	2.1	2.5
Vandalism	0.3	0.4	0.2	0.1	0.1	0.1	0.1	~	~	~
Common assault <sup>5,6,7</sup>	0.3	0.2	0.3	0.3	0.2	0.2	0.2	0.1	0.1	0.1

Notes:

1. Some of the figures in this table are based on fewer than 100 recorded offences.
2. For further information on the selected total recorded crimes please see [Note 5.5.7](#).
3. As a result of a change in recording practices by Lothian and Borders Police, their data for 2012-13 are not directly comparable with previous years. For further information please see [Note 5.5.6](#).
4. Includes Murder and Culpable homicide (common law). It excludes Causing death by dangerous driving, Causing death by careless driving while under the influence of drink or drugs, Causing death by careless driving, Illegal driver involved in a fatal accident and Corporate homicide.
5. For the distinction between Serious assault and Common, assault please see [Note 5.6.2](#).
6. Common assault includes the offences of Common assault and Common assault of an emergency worker.
7. A change in recording practices has affected the comparability of this category over time. For further information please see [Note 5.5.5](#).

**Table 3: Main firearm recorded in offences involving the alleged use of a firearm, Scotland, 2004-05 to 2013-14****Number & Percentage**

Main Firearm Recorded <sup>1</sup>	2004-05	2005-06	2006-07	2007-08	2008-09	2009-10	2010-11	2011-12	2012-13 <sup>2</sup>	2013-14	% change 12-13 to 13-14
Shotgun	30	57	52	41	55	31	46	37	15	21	40
Rifle	8	11	16	18	12	6	13	6	16	9	-44
Pistol/Revolver	24	98	76	97	138	110	92	82	49	37	-24
Air Weapon <sup>3</sup>	486	618	683	575	454	423	234	197	171	182	6
Imitation Firearm	72	59	118	110	80	54	94	63	38	34	-11
Unidentified <sup>3</sup>	418	121	175	106	89	72	70	53	26	54	108
Other	98	104	140	196	142	145	98	97	50	37	-26
<b>Total identified firearms (excluding air weapons)</b>	<b>232</b>	<b>329</b>	<b>402</b>	<b>462</b>	<b>427</b>	<b>346</b>	<b>343</b>	<b>285</b>	<b>168</b>	<b>138</b>	<b>-18</b>
<b>Total</b>	<b>1,136</b>	<b>1,068</b>	<b>1,260</b>	<b>1,143</b>	<b>970</b>	<b>841</b>	<b>647</b>	<b>535</b>	<b>365</b>	<b>374</b>	<b>2</b>

## Notes:

1. For further information on the main firearm recorded please see [Note 5.5.8](#).
2. As a result of a change in recording practices by Lothian and Borders Police, their data for 2012-13 are not directly comparable with previous years. For further information please see [Note 5.5.6](#).
3. A change in recording practices has affected the comparability of this category over time. For further information please see [Note 5.5.2](#).

**Table 3a: Main firearm recorded as a percentage of the total number of offences in which a firearm was alleged to have been involved, Scotland, 2004-05 to 2013-14**

Main Firearm Recorded <sup>1</sup>	Percentage									
	2004-05	2005-06	2006-07	2007-08	2008-09	2009-10	2010-11	2011-12	2012-13 <sup>2</sup>	2013-14
Shotgun	3	5	4	4	6	4	7	7	4	6
Rifle	1	1	1	2	1	1	2	1	4	2
Pistol/Revolver	2	9	6	8	14	13	14	15	13	10
Air Weapon <sup>3</sup>	43	58	54	50	47	50	36	37	47	49
Imitation Firearm	6	6	9	10	8	6	15	12	10	9
Unidentified <sup>3</sup>	37	11	14	9	9	9	11	10	7	14
Other	9	10	11	17	15	17	15	18	14	10
<b>Total identified firearms (excluding air weapons)</b>	<b>20</b>	<b>31</b>	<b>32</b>	<b>40</b>	<b>44</b>	<b>41</b>	<b>53</b>	<b>53</b>	<b>46</b>	<b>37</b>
<b>Total</b>	<b>100</b>	<b>100</b>	<b>100</b>	<b>100</b>	<b>100</b>	<b>100</b>	<b>100</b>	<b>100</b>	<b>100</b>	<b>100</b>

## Notes:

1. For further information on the main firearm recorded please see [Note 5.5.8](#).
2. As a result of a change in recording practices by Lothian and Borders Police, their data for 2012-13 are not directly comparable with previous years. For further information please see [Note 5.5.6](#).
3. A change in recording practices has affected the comparability of this category over time. For further information please see [Note 5.5.2](#).

**Table 4: Offences in which a firearm was alleged to have been involved by main firearm recorded, Scotland, 2013-14**  
Number

Type of Offence	Main Firearm Recorded <sup>1</sup>							Total
	Shotgun	Rifle	Pistol/ Revolver	Air Weapon	Imitation	Unidentified	Other	
Homicide <sup>2</sup>	-	-	1	-	-	-	-	1
Attempted murder	-	-	1	-	-	-	-	1
Serious assault <sup>3</sup>	-	-	-	4	-	-	1	5
Robbery	2	-	11	8	4	8	5	38
Vandalism	1	-	-	11	-	-	-	12
Reckless conduct with firearms	4	6	3	59	1	11	7	91
Firearms Act 1968 offences <sup>4</sup>	2	2	3	17	15	5	4	48
Common assault <sup>3,5</sup>	2	-	3	30	4	7	12	58
Breach of the peace etc. <sup>6</sup>	5	1	7	32	10	17	1	73
Other crimes and offences	5	-	8	21	-	6	7	47
<b>Total</b>	<b>21</b>	<b>9</b>	<b>37</b>	<b>182</b>	<b>34</b>	<b>54</b>	<b>37</b>	<b>374</b>

## Notes:

1. For further information on the main firearm recorded please see [Note 5.5.8](#).
2. Includes Murder and Culpable homicide (common law). It excludes Causing death by dangerous driving, Causing death by careless driving while under the influence of drink or drugs, Causing death by careless driving, Illegal driver involved in a fatal accident and Corporate homicide.
3. For the distinction between Serious assault and Common assault, please see [Note 5.6.2](#).
4. Possession of a firearm with intent to endanger life, commit crime and cause fear of violence. Does not include miscellaneous firearm offences. These are presented separately in [Table 16](#).
5. Common assault includes the offences of Common assault and Common assault of an emergency worker.
6. Includes Breach of the peace and Threatening or abusive behaviour. Breach of the peace etc. also includes Offence of stalking, Offensive behaviour at football and Threatening communications (Offensive Behaviour at Football and Threatening Communications Act 2012). However these are not relevant to firearm offences.

Table 5: Use of firearm in offences involving the alleged use of a firearm, Scotland, 2004-05 to 2013-14

Number & Percentage

How Firearm Used	2004-05	2005-06	2006-07	2007-08	2008-09	2009-10	2010-11	2011-12	2012-13 <sup>1</sup>	2013-14	% change 12-13 to 13-14
Fired - fatal injury	8	8	8	4	2	2	2	5	1	1	-
Fired - non-fatal injury	316	189	240	208	141	152	109	90	65	42	-35
Fired - damage to property	500	499	314	222	211	175	91	77	66	66	-
Fired - no injury/damage	61	68	231	286	223	186	139	114	62	74	19
<b>Total Fired</b>	<b>885</b>	<b>764</b>	<b>793</b>	<b>720</b>	<b>577</b>	<b>515</b>	<b>341</b>	<b>286</b>	<b>194</b>	<b>183</b>	<b>-6</b>
Used as a blunt instrument	14	10	18	10	11	12	13	13	10	5	-50
Used to threaten	202	216	319	266	240	218	251	197	129	142	10
Other uses	35	78	130	147	142	96	42	39	32	44	38
<b>Total</b>	<b>1,136</b>	<b>1,068</b>	<b>1,260</b>	<b>1,143</b>	<b>970</b>	<b>841</b>	<b>647</b>	<b>535</b>	<b>365</b>	<b>374</b>	<b>2</b>

Notes:

1. As a result of a change in recording practices by Lothian and Borders Police, their data for 2012-13 are not directly comparable with previous years. For further information please see [Note 5.5.6](#).

**Table 5a: Use of identified firearm (excluding air weapons) in offences involving the alleged use of a firearm, Scotland, 2004-05 to 2013-14**

How Firearm Used	Number & Percentage										
	2004-05	2005-06	2006-07	2007-08	2008-09	2009-10	2010-11	2011-12	2012-13 <sup>1</sup>	2013-14	% change 12-13 to 13-14
Fired - fatal injury	2	5	4	2	1	1	2	4	1	1	-
Fired - non-fatal injury	73	61	74	104	60	69	55	39	22	17	-23
Fired - damage to property	19	40	32	46	31	34	27	23	12	17	42
Fired - no injury/damage	23	34	62	72	67	48	50	45	19	15	-21
<b>Total Fired</b>	<b>117</b>	<b>140</b>	<b>172</b>	<b>224</b>	<b>159</b>	<b>152</b>	<b>134</b>	<b>111</b>	<b>54</b>	<b>50</b>	<b>-7</b>
Used as a blunt instrument	3	6	10	6	9	8	10	11	4	1	n/r
Used to threaten	91	133	157	154	179	130	172	134	80	71	-11
Other uses	21	50	63	78	80	56	27	29	30	16	-47
<b>Total</b>	<b>232</b>	<b>329</b>	<b>402</b>	<b>462</b>	<b>427</b>	<b>346</b>	<b>343</b>	<b>285</b>	<b>168</b>	<b>138</b>	<b>-18</b>

Notes:

1. As a result of a change in recording practices by Lothian and Borders Police, their data for 2012-13 are not directly comparable with previous years. For further information please see [Note 5.5.6](#).

**Table 6: Type of firearm by use of weapon in offences involving the alleged use of a firearm, Scotland, 2013-14**

How Firearm Used	Main Firearm Recorded <sup>1</sup>							Number
	Shotgun	Rifle	Pistol/ Revolver	Air Weapon	Imitation	Unidentified	Other	Total
Fired - fatal injury	-	-	1	-	-	-	-	1
Fired - non-fatal injury	-	-	2	21	1	4	14	42
Fired - damage to property	5	6	2	39	-	10	4	66
Fired - no injury/damage	4	-	1	55	4	4	6	74
<b>Total Fired</b>	<b>9</b>	<b>6</b>	<b>6</b>	<b>115</b>	<b>5</b>	<b>18</b>	<b>24</b>	<b>183</b>
Used as a blunt instrument	-	-	-	3	1	1	-	5
Used to threaten	11	2	28	44	25	27	5	142
Other uses	1	1	3	20	3	8	8	44
<b>Total</b>	<b>21</b>	<b>9</b>	<b>37</b>	<b>182</b>	<b>34</b>	<b>54</b>	<b>37</b>	<b>374</b>

Notes:

1. For further information on the main firearm recorded please see [Note 5.5.8](#).

**Table 7: Main firearm recorded in offences in which a weapon was alleged to have been fired causing fatal or non-fatal injury, Scotland, 2004-05 to 2013-14**

Main Firearm Recorded <sup>1</sup>	Number & Percentage										
	2004-05	2005-06	2006-07	2007-08	2008-09	2009-10	2010-11	2011-12	2012-13 <sup>2</sup>	2013-14	% change 12-13 to 13-14
Shotgun	6	11	14	11	5	7	4	7	1	-	-
Rifle	3	-	3	2	1	1	-	-	3	-	-
Pistol/Revolver	2	11	10	10	7	4	10	5	-	3	-
Air Weapon <sup>3</sup>	96	121	145	94	71	78	48	51	43	21	-51
Imitation Firearm	11	2	5	6	1	1	7	-	6	1	n/r
Unidentified <sup>3</sup>	153	10	25	12	11	6	6	1	-	4	-
Other	53	42	46	77	47	57	36	31	13	14	8
<b>Total identified firearms (excluding air weapons)</b>	<b>75</b>	<b>66</b>	<b>78</b>	<b>106</b>	<b>61</b>	<b>70</b>	<b>57</b>	<b>43</b>	<b>23</b>	<b>18</b>	<b>-22</b>
<b>Total</b>	<b>324</b>	<b>197</b>	<b>248</b>	<b>212</b>	<b>143</b>	<b>154</b>	<b>111</b>	<b>95</b>	<b>66</b>	<b>43</b>	<b>-35</b>

## Notes:

1. For further information on the main firearm recorded please see [Note 5.5.8](#).
2. As a result of a change in recording practices by Lothian and Borders Police, their data for 2012-13 are not directly comparable with previous years. For further information please see [Note 5.5.6](#).
3. A change in recording practices has affected the comparability of this category over time. For further information please see [Note 5.6.2](#).



**Table 8: Type of offence in which a firearm was alleged to have been involved by how main firearm was used, Scotland, 2013-14**

Type of Offence	How Firearm Used							Number
	Fired: fatal injury	Fired: non-fatal injury	Fired: property damage	Fired: no injury/damage	Blunt instrument	Used to threaten	Other uses	Total
Homicide <sup>1</sup>	1	-	-	-	-	-	-	1
Attempted murder	-	1	-	-	-	-	-	1
Serious assault <sup>2</sup>	-	4	-	-	-	-	1	5
Robbery	-	3	-	-	2	33	-	38
Vandalism	-	-	12	-	-	-	-	12
Reckless conduct with firearms	-	9	32	49	-	-	1	91
Firearms Act 1968 offences <sup>3</sup>	-	1	1	-	2	30	14	48
Common assault <sup>2,4</sup>	-	23	-	21	1	13	-	58
Breach of the peace etc. <sup>5</sup>	-	-	-	2	-	54	17	73
Other crimes and offences	-	1	21	2	-	12	11	47
<b>Total</b>	<b>1</b>	<b>42</b>	<b>66</b>	<b>74</b>	<b>5</b>	<b>142</b>	<b>44</b>	<b>374</b>

**Notes:**

1. Includes Murder and Culpable homicide (common law). It excludes Causing death by dangerous driving, Causing death by careless driving while under the influence of drink or drugs, Causing death by careless driving, Illegal driver involved in a fatal accident and Corporate homicide.
2. For the distinction between Serious assault and Common assault, please see [Note 5.6.2.](#)
3. Possession of a firearm with intent to endanger life, commit crime and cause fear of violence. Does not include miscellaneous firearm offences. These are presented separately in [Table 16.](#)
4. Common assault includes the offences of Common assault and Common assault of an emergency worker.
5. Includes Breach of the peace and Threatening or abusive behaviour. Breach of the peace etc. also includes Offence of stalking, Offensive behaviour at football and Threatening communications (Offensive Behaviour at Football and Threatening Communications Act 2012). However these are not relevant to firearm offences.

**Table 8a: Type of offence in which an identified firearm was alleged to have been involved (excluding air weapons) by how main firearm was used, Scotland, 2013-14**

Type of Offence	How Firearm Used							Number
	Fired: fatal injury	Fired: non-fatal injury	Fired: property damage	Fired: no injury/damage	Blunt instrument	Used to threaten	Other uses	Total
Homicide <sup>1</sup>	1	-	-	-	-	-	-	1
Attempted murder	-	1	-	-	-	-	-	1
Serious assault <sup>2</sup>	-	-	-	-	-	-	1	1
Robbery	-	3	-	-	1	18	-	22
Vandalism	-	-	1	-	-	-	-	1
Reckless conduct with firearms	-	3	13	5	-	-	-	21
Firearms Act 1968 offences <sup>3</sup>	-	-	-	-	-	21	5	26
Common assault <sup>2,4</sup>	-	9	-	7	-	5	-	21
Breach of the peace etc. <sup>5</sup>	-	-	-	1	-	18	5	24
Other crimes and offences	-	1	3	2	-	9	5	20
<b>Total</b>	<b>1</b>	<b>17</b>	<b>17</b>	<b>15</b>	<b>1</b>	<b>71</b>	<b>16</b>	<b>138</b>

**Notes:**

1. Includes Murder and Culpable homicide (common law). It excludes Causing death by dangerous driving, Causing death by careless driving while under the influence of drink or drugs, Causing death by careless driving, Illegal driver involved in a fatal accident and Corporate homicide.
2. For the distinction between Serious assault and Common assault, please see [Note 5.6.2](#).
3. Possession of a firearm with intent to endanger life, commit crime and cause fear of violence. Does not include miscellaneous firearm offences. These are presented separately in [Table 16](#).
4. Common assault includes the offences of Common assault and Common assault of an emergency worker.
5. Includes Breach of the peace and Threatening or abusive behaviour. Breach of the peace etc. also includes Offence of stalking, Offensive behaviour at football and Threatening communications (Offensive Behaviour at Football and Threatening Communications Act 2012). However these are not relevant to firearm offences.

**Table 9: Location of offences involving the alleged use of a firearm, Scotland, 2004-05 to 2013-14**

**Number & Percentage**

Location of Offence	2004-05	2005-06	2006-07	2007-08	2008-09	2009-10	2010-11	2011-12	2012-13 <sup>1</sup>	2013-14	% change 12-13
											to 13-14
Dwelling	411	450	378	386	332	278	219	188	123	138	12
Public Highway <sup>2</sup>	301	253	438	415	333	275	193	168	110	121	10
Shop <sup>3</sup>	103	79	100	65	79	78	45	41	39	23	-41
Post Office	12	3	9	2	6	6	1	3	1	-	-
Bank/Building Society	7	13	7	3	3	7	3	7	3	2	n/r
School/College	26	19	27	17	23	16	21	10	6	4	n/r
Place of Public Entertainment	4	6	10	13	11	3	6	3	2	4	n/r
Other Locations	272	245	291	242	183	178	159	115	81	82	1
<b>Total</b>	<b>1,136</b>	<b>1,068</b>	<b>1,260</b>	<b>1,143</b>	<b>970</b>	<b>841</b>	<b>647</b>	<b>535</b>	<b>365</b>	<b>374</b>	<b>2</b>

Notes:

1. As a result of a change in recording practices by Lothian and Borders Police, their data for 2012-13 are not directly comparable with previous years. For further information please see [Note 5.5.6](#).
2. Includes roads and footpaths.
3. Includes shops, stalls, stores, offices and factories.

**Table 9a: Location of offences in which an identified firearm (excluding air weapons) was alleged to have been involved, Scotland, 2004-05 to 2013-14**

Location of Offence	Number & Percentage										
	2004-05	2005-06	2006-07	2007-08	2008-09	2009-10	2010-11	2011-12	2012-13 <sup>1</sup>	2013-14	% change 12-13 to 13-14
Dwelling	45	96	71	126	123	94	114	103	52	50	-4
Public Highway <sup>2</sup>	75	90	156	195	161	120	92	95	47	38	-19
Shop <sup>3</sup>	22	25	51	36	48	50	29	27	27	13	-52
Post Office	6	2	7	1	4	4	1	3	1	-	-
Bank/Building Society	2	11	3	3	1	7	2	6	1	1	-
School/College	9	8	11	9	13	13	15	7	1	3	n/r
Place of Public Entertainment	1	2	4	6	5	3	3	1	-	2	-
Other Locations	72	95	99	86	72	55	87	43	39	31	-21
<b>Total</b>	<b>232</b>	<b>329</b>	<b>402</b>	<b>462</b>	<b>427</b>	<b>346</b>	<b>343</b>	<b>285</b>	<b>168</b>	<b>138</b>	<b>-18</b>

## Notes:

1. As a result of a change in recording practices by Lothian and Borders Police, their data for 2012-13 are not directly comparable with previous years. For further information please see [Note 5.5.6](#).
2. Includes roads and footpaths.
3. Includes shops, stalls, stores, offices and factories

**Table 10: Age and gender of main victim in offences in which a firearm was alleged to have been fired causing fatal or non-fatal injury, Scotland, 2004-05 to 2013-14**

Age and Gender of Main Victim	Number									
	2004-05	2005-06	2006-07	2007-08	2008-09	2009-10	2010-11	2011-12	2012-13	2013-14
<b>All victims</b>	<b>324</b>	<b>197</b>	<b>248</b>	<b>212</b>	<b>143</b>	<b>154</b>	<b>111</b>	<b>95</b>	<b>66</b>	<b>43</b>
10 or under	52	29	30	38	22	25	19	12	5	1
11 to 15	92	47	60	46	25	43	39	30	19	10
16 to 20	46	21	37	21	17	30	7	7	12	5
21 to 30	42	26	53	39	27	19	17	20	11	11
31 or over	92	74	68	68	52	37	29	26	19	16
<b>Male victims</b>	<b>208</b>	<b>132</b>	<b>190</b>	<b>154</b>	<b>105</b>	<b>105</b>	<b>81</b>	<b>77</b>	<b>41</b>	<b>31</b>
10 or under	36	18	22	29	16	16	9	10	4	-
11 to 15	47	28	44	30	20	20	23	24	13	9
16 to 20	27	11	29	14	11	24	6	5	5	4
21 to 30	34	20	43	36	22	17	16	15	8	7
31 or over	64	55	52	45	36	28	27	23	11	11
<b>Female victims</b>	<b>116</b>	<b>64</b>	<b>57</b>	<b>57</b>	<b>38</b>	<b>49</b>	<b>29</b>	<b>18</b>	<b>25</b>	<b>12</b>
10 or under	16	11	8	9	6	9	10	2	1	1
11 to 15	45	19	16	16	5	23	16	6	6	1
16 to 20	19	10	8	7	6	6	1	2	7	1
21 to 30	8	6	9	3	5	2	-	5	3	4
31 or over	28	18	16	22	16	9	2	3	8	5
<b>Police Officer</b>	<b>-</b>	<b>1</b>	<b>1</b>	<b>1</b>	<b>-</b>	<b>-</b>	<b>1</b>	<b>-</b>	<b>-</b>	<b>-</b>

**Table 10a: Age and gender of main victim in offences in which an identified firearm (excluding air weapons) was alleged to have been fired causing fatal or non-fatal injury, Scotland, 2004-05 to 2013-14**

Age and Gender of Main Victim	Number									
	2004-05	2005-06	2006-07	2007-08	2008-09	2009-10	2010-11	2011-12	2012-13	2013-14
<b>All victims</b>	<b>32</b>	<b>75</b>	<b>66</b>	<b>78</b>	<b>106</b>	<b>60</b>	<b>70</b>	<b>57</b>	<b>43</b>	<b>23</b>
10 or under	10	25	14	10	27	13	10	14	6	2
11 to 15	15	21	14	20	24	9	22	19	14	7
16 to 20	2	3	5	6	9	7	13	2	4	2
21 to 30	-	6	4	19	22	12	7	7	12	4
31 or over	5	20	29	23	24	19	18	15	7	8
<b>Male victims</b>	<b>22</b>	<b>43</b>	<b>46</b>	<b>64</b>	<b>82</b>	<b>46</b>	<b>44</b>	<b>38</b>	<b>31</b>	<b>12</b>
10 or under	9	17	8	9	21	11	4	6	4	2
11 to 15	8	6	8	14	18	8	11	12	10	4
16 to 20	1	1	1	5	7	3	10	1	2	1
21 to 30	-	6	3	18	20	11	6	6	8	2
31 or over	4	13	26	18	16	13	13	13	7	3
<b>Female victims</b>	<b>10</b>	<b>32</b>	<b>19</b>	<b>14</b>	<b>24</b>	<b>14</b>	<b>26</b>	<b>18</b>	<b>12</b>	<b>11</b>
10 or under	1	8	6	1	6	2	6	8	2	-
11 to 15	7	15	6	6	6	1	11	7	4	3
16 to 20	1	2	4	1	2	4	3	1	2	1
21 to 30	-	-	1	1	2	1	1	-	4	2
31 or over	1	7	2	5	8	6	5	2	-	5
<b>Police Officer</b>	<b>-</b>	<b>-</b>	<b>1</b>	<b>-</b>	<b>-</b>	<b>-</b>	<b>-</b>	<b>1</b>	<b>-</b>	<b>-</b>

**Table 11: Percentage<sup>1</sup> of offences involving the alleged use of a firearm that were cleared up<sup>2</sup>, Scotland, 2004-05 to 2013-14**

Type of Offence	Percentage									
	2004-05	2005-06	2006-07	2007-08	2008-09	2009-10	2010-11	2011-12	2012-13	2013-14
Homicide <sup>3</sup>	63	88	100	50	-	50	100	100	100	100
Attempted murder	40	66	40	58	52	45	54	100	100	100
Serious assault <sup>4</sup>	35	55	47	54	40	53	75	71	100	80
Robbery	48	30	46	52	54	35	49	59	56	82
Vandalism	3	8	6	13	10	10	26	12	24	33
Reckless conduct with firearms	45	48	58	64	61	64	62	70	63	59
Firearms Act 1968 offences <sup>5</sup>	83	88	90	86	93	89	86	96	75	85
Common assault <sup>4,6</sup>	58	64	62	67	67	74	81	75	65	74
Breach of the peace etc. <sup>7</sup>	90	88	81	86	76	79	80	82	82	75
Other crimes and offences	64	88	71	63	54	56	68	51	61	43
<b>Total</b>	<b>38</b>	<b>43</b>	<b>58</b>	<b>64</b>	<b>60</b>	<b>61</b>	<b>68</b>	<b>71</b>	<b>66</b>	<b>68</b>

## Notes:

1. Some of the figures in this table are based on fewer than 100 recorded offences.
2. For further information of the definition of offences being cleared up please see [Note 5.5.3](#).
3. Includes Murder and Culpable homicide (common law). It excludes Causing death by dangerous driving, Causing death by careless driving while under the influence of drink or drugs, Causing death by careless driving, Illegal driver involved in a fatal accident and Corporate homicide.
4. For the distinction between Serious assault and Common assault, please see [Note 5.6.2](#).
5. Possession of a firearm with intent to endanger life, commit crime and cause fear of violence. Does not include miscellaneous firearm offences. These are presented separately in [Table 16](#).
6. Common assault includes the offences of Common assault and Common assault of an emergency worker.
7. Includes Breach of the peace and Threatening or abusive behaviour. Breach of the peace etc. also includes Offence of stalking, Offensive behaviour at football and Threatening communications (Offensive Behaviour at Football and Threatening Communications Act 2012). However these are not relevant to firearm offences.
8. For further information on how clear-up rates were calculated see [Note 5.4.3](#).

**Table 12: Age of main accused (where known) in offences involving the alleged use of a firearm, Scotland, 2004-05 to 2013-14**

Age of Main Accused	Number & Percentage										
	2004-05	2005-06	2006-07	2007-08	2008-09	2009-10	2010-11	2011-12	2012-13	2013-14	% change 12-13 to 13-14
15 or under	110	104	136	176	100	118	91	58	38	19	-50
16 to 20	120	112	208	217	128	128	94	90	59	59	-
21 to 30	89	110	162	184	191	138	105	109	74	88	19
31 to 40	69	70	117	79	84	53	71	70	37	47	27
41 or over	40	60	103	78	75	72	77	53	33	41	24
<b>Total</b>	<b>428</b>	<b>456</b>	<b>726</b>	<b>734</b>	<b>578</b>	<b>509</b>	<b>438</b>	<b>380</b>	<b>241</b>	<b>254</b>	<b>5</b>

**Table 13: Age of main accused (where known) by main firearm recorded in offences involving the alleged use of a firearm, Scotland, 2013-14**

Age of Main Accused	Main Firearm Recorded <sup>1</sup>							Total
	Shotgun	Rifle	Pistol/ Revolver	Air Weapon	Imitation	Unidentified	Other	
15 or under	-	-	-	11	2	-	6	19
16 to 20	-	-	2	32	12	-	13	59
21 to 30	3	1	13	55	4	8	4	88
31 to 40	4	-	9	15	5	7	7	47
41 or over	4	1	1	20	7	7	1	41
<b>Total</b>	<b>11</b>	<b>2</b>	<b>25</b>	<b>133</b>	<b>30</b>	<b>22</b>	<b>31</b>	<b>254</b>

Notes:

1. For further information on the main firearm recorded please see [Note 5.5.8](#).



**Table 14: Offences in which a firearm was alleged to have been involved by local authority, Scotland, 2004-05 to 2013-14**

Local Authority Area	Number & Percentage										% change 12-13 to 13-14
	2004-05	2005-06	2006-07	2007-08	2008-09	2009-10	2010-11	2011-12	2012-13	2013-14	
Aberdeen City	13	14	22	27	20	3	3	-	6	9	n/r
Aberdeenshire	15	13	18	10	5	6	1	2	6	16	n/r
Angus	16	21	25	30	24	16	10	10	11	15	36
Argyll & Bute	14	5	11	15	5	8	11	12	10	2	-80
Clackmannanshire	7	6	7	1	2	4	3	1	2	9	n/r
Dumfries & Galloway	25	27	27	29	26	20	21	12	21	4	-81
Dundee City	47	26	45	68	36	22	21	21	12	7	-42
East Ayrshire	-	15	42	37	27	18	16	12	8	14	n/r
East Dunbartonshire	13	7	28	17	16	10	10	7	3	2	n/r
East Lothian	34	35	25	35	35	20	23	11	6	7	n/r
East Renfrewshire	11	15	17	18	6	9	12	7	3	-	-
Edinburgh City	187	226	187	131	151	159	86	85	44	54	23
Eilean Siar	-	1	3	4	-	8	-	-	-	-	-
Falkirk	23	9	11	7	7	3	6	12	8	12	n/r
Fife	11	10	39	30	40	44	36	19	31	44	42
Glasgow City	225	194	254	210	158	132	128	79	45	37	-18
Highland	2	5	11	34	32	14	4	14	4	3	n/r
Inverclyde	35	14	16	20	10	12	12	7	6	4	n/r
Midlothian	53	41	26	27	28	24	-	7	7	7	-
Moray	5	11	11	7	2	5	1	2	2	10	n/r
North Ayrshire	66	30	41	33	18	25	19	17	11	7	-36
North Lanarkshire	54	48	112	70	74	62	60	40	33	22	-33
Orkney Islands	-	1	1	2	1	-	4	1	-	-	-
Perth & Kinross	29	26	25	27	24	18	18	10	10	7	-30
Renfrewshire	38	50	35	55	41	28	27	16	15	20	33
Scottish Borders	30	36	23	16	41	13	13	17	4	8	n/r
Shetland Islands	-	4	1	2	1	-	-	-	-	-	-
South Ayrshire	-	11	26	19	17	22	9	15	8	6	n/r
South Lanarkshire	53	50	66	46	49	65	42	30	21	20	-5
Stirling	5	2	7	4	10	6	8	7	10	13	30
West Dunbartonshire	22	35	43	41	23	16	13	11	-	-	-
West Lothian	103	80	55	71	41	49	30	51	18	15	-17
<b>Scotland</b>	<b>1,136</b>	<b>1,068</b>	<b>1,260</b>	<b>1,143</b>	<b>970</b>	<b>841</b>	<b>647</b>	<b>535</b>	<b>365</b>	<b>374</b>	<b>2</b>

Notes:

1. As a result of a change in recording practices by Lothian and Borders Police, their data for 2012-13 are not directly comparable with previous years. For further information please see [Note 5.5.6](#).

**Table 14a: Offences in which an identified firearm (other than an air weapon) was alleged to have been involved by local authority, Scotland, 2004-05 to 2013-14**

Local Authority Area	Number & Percentage										
	2004-05	2005-06	2006-07	2007-08	2008-09	2009-10	2010-11	2011-12	2012-13	2013-14	% change 12-13 to 13-14
Aberdeen City	4	6	1	5	8	2	-	-	2	1	n/r
Aberdeenshire	7	2	4	7	-	2	-	-	2	7	n/r
Angus	7	11	17	26	19	11	3	5	2	2	-
Argyll & Bute	3	2	3	3	-	4	2	-	3	-	-
Clackmannanshire	1	2	1	-	1	-	1	-	1	3	n/r
Dumfries & Galloway	4	17	5	9	15	7	8	8	9	3	n/r
Dundee City	20	12	33	49	22	14	11	15	6	-	-
East Ayrshire	-	1	15	4	4	5	6	6	4	5	n/r
East Dunbartonshire	2	3	6	6	5	2	8	5	-	1	-
East Lothian	10	14	4	11	20	10	12	7	3	-	-
East Renfrewshire	4	3	6	1	-	5	6	5	1	-	-
Edinburgh City	25	51	69	58	69	74	44	39	28	32	14
Eilean Siar	-	1	-	-	-	1	-	-	-	-	-
Falkirk	4	-	4	1	3	1	2	9	5	3	n/r
Fife	1	4	5	6	12	7	21	15	8	22	n/r
Glasgow City	42	56	76	76	88	60	90	51	22	12	-45
Highland	2	5	5	14	19	1	3	8	4	2	n/r
Inverclyde	2	7	3	11	2	5	8	5	1	2	n/r
Midlothian	10	9	5	14	11	7	-	5	5	6	n/r
Moray	4	6	-	-	-	1	-	1	-	4	-
North Ayrshire	9	7	11	5	3	1	8	5	3	2	n/r
North Lanarkshire	8	16	28	26	27	25	22	15	16	9	-44
Orkney Islands	-	1	1	-	1	-	4	1	-	-	-
Perth & Kinross	13	13	17	22	12	11	15	4	4	4	-
Renfrewshire	8	17	9	22	25	18	17	10	6	8	n/r
Scottish Borders	7	10	10	9	10	6	7	14	2	2	-
Shetland Islands	-	3	-	-	-	-	-	-	-	-	-
South Ayrshire	-	1	7	6	3	10	4	5	2	1	n/r
South Lanarkshire	6	16	18	18	23	28	21	12	12	1	-92
Stirling	2	-	4	1	2	3	1	7	7	5	n/r
West Dunbartonshire	4	10	14	16	9	3	7	1	-	-	-
West Lothian	23	23	21	36	14	22	12	27	10	1	-90
<b>Scotland</b>	<b>232</b>	<b>329</b>	<b>402</b>	<b>462</b>	<b>427</b>	<b>346</b>	<b>343</b>	<b>285</b>	<b>168</b>	<b>138</b>	<b>-18</b>

Notes:

1. As a result of a change in recording practices by Lothian and Borders Police, their data for 2012-13 are not directly comparable with previous years. For further information please see [Note 5.5.6](#).

**Table 15: Offences in which a firearm was stolen by main firearm recorded (excluding air weapons), Scotland, 2004-05 to 2013-14**

Main Firearm Recorded <sup>1</sup>	Number & Percentage										
	2004-05	2005-06	2006-07	2007-08	2008-09	2009-10	2010-11	2011-12	2012-13	2013-14	% change 12-13 to 13-14
Shotgun	5	10	1	6	3	8	6	3	9	2	n/r
Rifle	1	-	1	9	2	-	1	2	6	2	n/r
Pistol/Revolver	1	-	-	2	-	-	2	-	2	1	n/r
Other Firearms	6	2	9	8	5	10	11	10	10	6	-40
<b>Total</b>	<b>13</b>	<b>12</b>	<b>11</b>	<b>25</b>	<b>10</b>	<b>18</b>	<b>20</b>	<b>15</b>	<b>27</b>	<b>11</b>	<b>-59</b>

Notes:

1. For further information on the main firearm recorded please see [Note 5.5.8](#).

**Table 15a: The number of firearms stolen in offences in which a firearm was stolen (excluding air weapons), Scotland, 2004-05 to 2013-14**

Number of Weapons Stolen	Number									
	2004-05	2005-06	2006-07	2007-08	2008-09	2009-10	2010-11	2011-12	2012-13	2013-14
One weapon	13	12	11	25	10	18	20	15	24	10
Multiple weapons	-	-	-	-	-	-	-	-	3	1
<b>Total</b>	<b>13</b>	<b>12</b>	<b>11</b>	<b>25</b>	<b>10</b>	<b>18</b>	<b>20</b>	<b>15</b>	<b>27</b>	<b>11</b>

**Table 16: Miscellaneous firearm offences<sup>1</sup> by police force area, Scotland, 2004-05 to 2013-14**

Local Authority Area	Number & Percentage										% change 12-13 to 13-14
	2004-05	2005-06	2006-07	2007-08	2008-09	2009-10	2010-11	2011-12	2012-13	2013-14	
Aberdeen City	35	48	21	18	17	10	22	15	13	16	23
Aberdeenshire	22	24	43	28	26	47	41	20	17	23	35
Angus	13	10	11	20	13	7	10	10	7	-	-
Argyll & Bute	15	13	9	16	17	18	11	9	14	6	-57
Clackmannanshire	15	8	9	7	2	3	3	9	6	7	n/r
Dumfries & Galloway	32	22	29	36	37	23	22	32	24	20	-17
Dundee	33	24	16	19	9	14	5	10	9	-	-
East Ayrshire	11	26	34	29	30	29	15	20	8	23	n/r
East Dunbartonshire	27	22	22	18	12	12	4	6	11	2	-82
East Lothian	12	17	11	24	22	4	1	5	11	6	-45
East Renfrewshire	18	6	11	24	6	13	7	4	2	2	-
Edinburgh City	35	69	79	47	48	55	43	21	22	29	32
Eilean Siar	10	1	6	9	1	1	-	2	2	4	n/r
Falkirk	39	30	24	3	12	5	11	22	9	6	n/r
Fife	36	26	56	33	38	26	36	44	26	12	-54
Glasgow City	166	165	146	209	154	116	108	99	81	55	-32
Highland	51	66	79	37	47	43	71	52	37	29	-22
Inverclyde	13	13	12	11	9	11	9	3	7	5	n/r
Midlothian	16	12	11	37	11	7	8	9	7	8	n/r
Moray	23	16	8	12	3	5	17	12	9	13	n/r
North Ayrshire	24	16	17	25	22	14	10	18	3	12	n/r
North Lanarkshire	76	66	65	42	53	60	66	48	29	14	-52
Orkney Islands	2	4	1	1	8	1	7	11	2	6	n/r
Perth & Kinross	30	26	13	6	9	32	22	7	13	5	-62
Renfrewshire	17	18	26	36	18	19	18	18	22	28	27
Scottish Borders	11	16	36	15	27	10	6	3	9	7	n/r
Shetland Islands	6	2	9	3	3	6	6	1	6	4	n/r
South Ayrshire	9	19	24	13	20	11	11	10	9	4	n/r
South Lanarkshire	80	71	56	34	44	36	29	37	26	27	4
Stirling	17	12	18	11	15	13	23	18	14	14	-
West Dunbartonshire	25	26	22	21	17	6	7	25	11	7	-36
West Lothian	28	22	23	19	24	8	15	20	18	9	-50
<b>Scotland</b>	<b>947</b>	<b>916</b>	<b>947</b>	<b>863</b>	<b>774</b>	<b>665</b>	<b>664</b>	<b>620</b>	<b>484</b>	<b>403</b>	<b>-17</b>

**Notes:**

1. Offences mainly related to the possession, handling and distribution of weapons and ammunition. For further information please see [Note 5.2.1](#).

## 5. Further information on statistics used in this bulletin

### 5.1 Statement on Data Quality

The statistics presented in this bulletin are derived from data returns submitted to Police Scotland. Unlike other Justice Analytical Services (JAS) bulletins which have seen changes to the way data is collected arising from the merger of Scotland's police forces, this publication retains a familiar data process. The main difference is that Police Scotland, and not JAS, collect data returns from the divisions in respect of offences involving a firearm. A reporting officer based within each division of Police Scotland runs a series of queries on their individual Crime Management Systems to identify crime reports which include firearms. These records are then manually inputted into the data return.

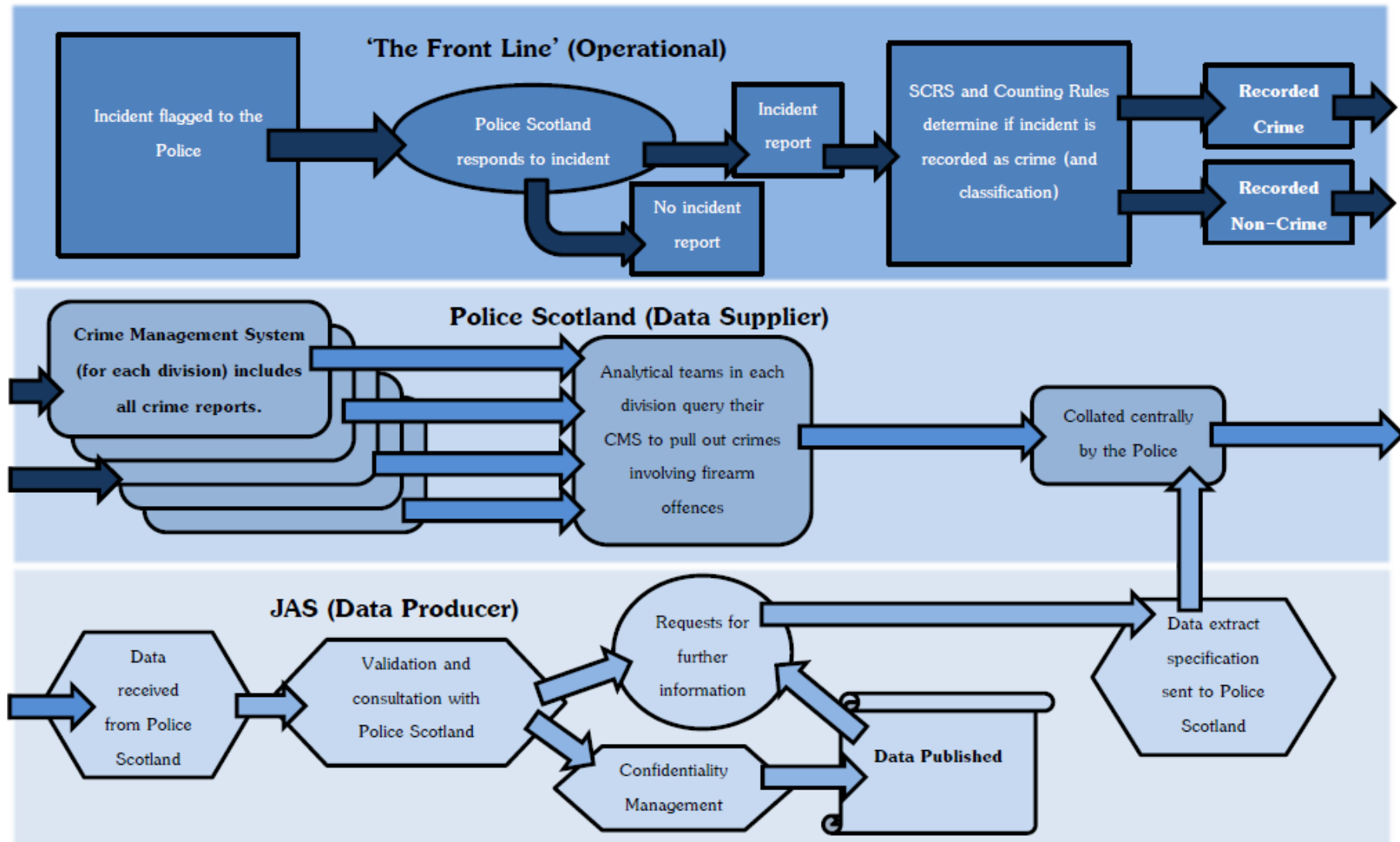
A full process map of how data is collected for this publication is shown in [Chart 6](#), starting from incident reporting by police officers at an operational level to the publication of this bulletin.

Not all such crimes and offences are reported to the police. The extent of under-reporting is likely to vary considerably according to the seriousness of the crime or offence; for example, armed robberies are much more likely to be reported to the police than malicious damage caused by the firing of an air weapon. Moreover, the propensity of the public to report crimes and offences to the police is influenced by a number of factors and may therefore change over time; thus trends in the number of crimes and offences recorded may differ from trends in the number of crimes and offences actually committed. For further information, the Scottish Crime and Justice Survey for 2012/13 includes analysis on why some crimes are not reported to the police.

This bulletin reports on offences involving firearms that are both reported to the police and subsequently recorded as a crime.

One area that could affect the accuracy of the statistics reported in this bulletin is the potential for mistakes in the recording of crime at an operation-level, which could create errors in the Crime Management System (CMS). The CMS should contain a record of all crime reports in Scotland and is audited by the [Her Majesty's Inspectorate of Constabulary in Scotland \(HMICS\)](#). On 12 November 2014, HMICS published Crime Audit 2014. This audit, the largest into crime recording undertaken by HMICS, examined records in six categories, four of which were related to specific crime types (including violent crime and housebreaking). It audited incidents reported between 1 April 2013 and 30 June 2014, and was the first crime audit in which a timeliness test was applied.

Chart 6: Offences involving the alleged use of a firearm, data collection strategy for 2013-14



The HMICS Audit found no systematic data quality issues around the recording of crimes and offences. One of the key findings from the report was that “the quality of most incident and crime recording decision by Police Scotland is good... 92% of incidents were closed correctly and 94% of crime was counted and classified correctly”. The findings from this detailed audit by HMICS provide users with the information on which to have confidence in the quality of recorded-crime related statistics in Scotland.

A second source of potential error is that different divisions may interpret the data returns they receive differently through time and different processes within divisions may also give rise to inter police area variations. In the course of our validation checks we found that less than 1% of cases contained an error that resulted in a change to the headline counts (e.g., a domestic housebreaking was wrongly coded as a firearm offence). A slightly larger proportion (approx. 7%) of cases had minor errors that affect other variables (this usually related to the interpretations of “how the firearm was used” field). It may be, then, that a number of specific items on a data return may have uncertainty associated with them involving clerical errors which pass our validation check (e.g., the type of weapon used could be completed incorrectly but pass our validation checks). This can only be solved iteratively through feedback with Police Scotland. Overall, it is likely that geographic comparisons are more susceptible to these kinds of data issues (Tables [14](#) and [14a](#)).

Some errors in our data collection may have a bearing on certain variables that are not detected through our validation checks, but the impact on headline counts is not believed to undermine broad trends outlined in the bulletin. Data issues uncovered in the past for this publication are detailed in the [notes](#) and footnotes of the appropriate tables. Officials from Justice Analytical Services will continue to work with Police Scotland colleagues to identify any additional actions that could ensure further improvements in the quality of the information presented on firearms offences.

## 5.2 Data Returns

5.2.1 Miscellaneous firearm offences relating mainly to the possession, handling and distribution of firearms and ammunition are excluded from the main tables. Prior to 2005-06, data returns for this bulletin did include miscellaneous firearm offences, but in discussion with police forces it became apparent that not all such incidents were being included. It was therefore decided to remove such incidents from the main tables and to provide a separate table ([Table 16](#)) which presents the totals for these offences based on [Recorded Crime](#) data returns.

5.2.2 Under the Code of Practice for Official Statistics, the estimated costs of responding to statistical surveys and data collection are to be published. The previous bulletin (for 2012-13) was estimated to cost £700 for supplying and validating data. As outlined earlier, changes have been made to the collection of these statistics following the formation of Police Scotland. Officials from Justice Analytical Services are working with Police Scotland colleagues to determine an updated figure in light of these changes.

Details of the calculation methodology are available on the Scottish Government Crime and Justice website at:

<http://www.scotland.gov.uk/Topics/Statistics/Browse/Crime-Justice/costcalculation>.

### **5.3 Legislation**

5.3.1 Contraventions of Scottish criminal law are divided for statistical purposes into crimes and offences. "Crime" is generally used for the more serious criminal acts; the less serious termed "offences", although the term "offence" may also be used in relation to serious breaches of criminal law. The distinction is made only for working purposes and the "seriousness" of the offence is generally related to the maximum sentence that can be imposed.

5.3.2 Following the Dunblane incident in 1996, changes to the existing firearms legislation were introduced to enhance public safety. As a result, the Firearms (Amendment) Act 1997 (the '1997 Act') was implemented and thereafter the Firearms (Amendment) (No. 2) Act 1997 (the '1997 (No. 2) Act'). Under the 1997 Act, all pistols (otherwise referred to as "handguns") over .22 calibre were banned with effect from 1 October 1997. The 1997 (No. 2) Act came into effect from 1 March 1998. A number of types of handgun were exempted from the 1997 (No. 2) Act, including muzzle-loading guns, shot pistols, slaughtering instruments, firearms used for the humane killing of animals, trophies of war, etc.

5.3.3 The Anti-Social Behaviour Act 2003 raised the age for owning an air weapon from 14 years to 17 years; created a new offence of possessing an air weapon or imitation weapon in a public place without reasonable excuse; banned future import and sale of air weapons using self-contained air cartridge systems and licensed those already held. The Criminal Justice Act 2003 also imposed minimum sentences for the illegal possession of a prohibited firearm.

5.3.4 In relation to individuals aged under 18 years, the following legislation has been introduced:

- The Violent Crime Reduction Act 2006 raised the minimum age at which a person may purchase or hire either an air weapon or ammunition for an air weapon to 18 years.
- The EU Weapons Directive 91/477/EEC made it an offence to sell or let on hire a firearm or ammunition to a person under the age of 18 years.

### **5.4 Crimes and offences cleared up**

5.4.1 The definition of 'cleared up' was revised with effect from 1 April 1996. Previously, a crime or offence was regarded as being cleared up if one or more offenders was apprehended, cited, warned or traced for it. This was revised as follows:



A crime or offence is regarded as cleared up where there exists a sufficiency of evidence under Scots law, to justify consideration of criminal proceedings notwithstanding that a report is not submitted to the procurator fiscal because either:

(i) by standing agreement with the procurator fiscal, the police warn the accused due to the minor nature of the offence, or

(ii) reporting is inappropriate due to the non-age of the accused, death of the accused or other similar circumstances.

5.4.2 For some types of crimes and offences the case is cleared up immediately as the offender is caught in the act. In Scots law, the confession of an accused person to a crime would not in general be sufficient to allow a prosecution to be taken, as corroborative evidence is required. Thus, a case cannot be regarded as 'cleared up' on the basis of a confession alone.

5.4.3 Clear up rates are calculated as follows:

$$\frac{\text{number of crimes cleared up in year } y}{\text{number of crimes recorded in year } y} * \frac{100}{1}$$

## 5.5 Statistical issues

5.5.1 Data returns for incidents that occurred in previous years can occasionally be submitted by police forces with their returns for the current year. This will result in revisions being made to figures previously published in this bulletin series.

5.5.2 There have been various changes to the way in which the type of firearm involved in offences has been recorded over the years. From 2005-06 onwards, all police forces agreed to identify weapons where possible, resulting in an increase in the alleged use of air weapons (and other identified weapons) and a decrease in the alleged use of unidentified firearms.

5.5.3 From 2005-06 onwards, the figures reported in this bulletin provide more extensive coverage of those crimes and offences recorded as involving a firearm. This follows discussions with police forces regarding the scope of the data collection and clarification of what should be included in the statistical return. This clarification is not thought to have impacted on major crimes and offences, but is considered to have resulted in an increase in some of the more minor categories.

5.5.4 It was also agreed with all police forces that from 2006-07 onwards, all forces would include incidents involving air weapons where no injury or damage was caused. These incidents had previously been omitted from the bulletin. It is thought that this change has increased both the total number of offences of Reckless conduct with a firearm and the total number of offences involving air weapons.

- 5.5.5 The increase in offences involving a firearm in 2006-07 is thought to be partly due to the aforementioned clarification of the counting rules which led to the inclusion of more minor crimes that had perhaps been excluded in the past. The scope of what constitutes a firearm was also clarified as some police forces had previously not included incidents involving weapons such as taser guns, mace and pepper sprays, which are all covered under Section 5 of the Firearms Act 1968 (as amended). This clarification appears to have particularly affected figures for Common assault and Breach of the peace etc.
- 5.5.6 Prior to 2012-13, Lothian and Borders Police included incidents within their recorded crime and offences involving a firearm data return which indicated a possible firearm had been used, for example; smashing window by firing air pellet or similar at glass. This was recognised as inaccurate recording and instruction was given to the effect that where there was no evidence to substantiate a firearm had been used i.e. crime witnessed, bullet found etc., the report would not be tagged with a firearms marker. This will account for some of the decrease in the number of firearm offences recorded by Lothian and Borders Police in 2012-13 compared to previous years.
- 5.5.7 To calculate the figures shown in [Chart 2](#) and [Table 2](#), the total number of offences involving a firearm are calculated as a percentage of all crimes and offences recorded by the police. These figures are derived from the Scottish Government's '[Recorded Crime in Scotland](#)' statistical bulletin series. The figures are provided in [Table A](#).
- 5.5.8 The main firearm is that which inflicts the most serious injury or damage. In cases where no injury or damage is caused, the firearm that is considered to potentially be the most dangerous is treated as the main weapon. The 'other' firearms category includes weapons such as starting guns and ball bearing guns. From 1988, crossbows were included in the 'other' category. The 'imitation' firearms category includes replica and imitation weapons.
- 5.5.9 Details of the age and gender of the main victim (Tables [10](#) and [10a](#)) are collected only for offences in which fatal or non-fatal injury is caused. The main victim is the person most seriously injured. Cases involving injury to animals are recorded under the category 'damage to property' rather than 'injury' – which is reserved solely for the purpose of recording injuries to persons.
- 5.5.10 Details of the age and gender of the main accused (Tables [12](#) and [13](#)) are collected for offences that are cleared up. In offences involving injury or damage, the main accused is the person who inflicts the most serious injury or damage. In other instances, it is taken to be the oldest person.
- 5.5.11 The figures provided in [Table 16](#) for stolen firearms are not included elsewhere in this bulletin. The information reflects solely those incidents where firearms were stolen and not whether they were used to perpetrate a crime or offence.

5.5.12 There have been minor changes to the categories included in the tables in this bulletin compared to previous bulletins in this series. The changes were made to give a clearer presentation of the data due to the fact that 'other' categories were starting to dominate certain breakdowns. The changes are as follows:

- Within the offences categories, 'Other crimes and offences' has been separated into 'Breach of the peace etc.' and 'Other crimes and offences'.
- Within the location categories, 'other locations' has been separated into 'shop' and 'other locations'.

**Table A: Selected crimes and offences<sup>1</sup> recorded by the police, Scotland, 2004-05 to 2013-14**

Type of Crime/Offence	Number									
	2004-05	2005-06	2006-07	2007-08	2008-09	2009-10	2010-11	2011-12	2012-13	2013-14
Homicide <sup>2</sup>	142	95	121	118	99	79	93	93	65	61
Attempted murder	828	710	820	711	710	560	573	503	354	317
Serious assault <sup>3</sup>	6,775	6,320	6,525	6,000	5,762	5,061	4,920	4,130	3,247	2,906
Robbery	3,736	3,553	3,578	3,064	2,963	2,496	2,557	2,244	1,832	1,499
Vandalism	119,855	120,340	121,676	109,855	100,880	85,576	74,420	67,984	53,699	49,456
Common assault <sup>3,4</sup>	73,711	72,281	78,167	73,523	74,130	72,212	70,786	69,253	60,955	60,357

Notes:

1. For further information on the selected crimes and offences recorded by the police included in this table, please see [Note 5.6.1](#).
2. Includes Murder and Culpable homicide (common law). It excludes Causing death by dangerous driving, Causing death by careless driving while under the influence of drink or drugs, Causing death by careless driving, Illegal driver involved in a fatal accident and Corporate homicide.
3. For the distinction between Serious assault and Common assault, please see [Note 5.6.2](#).
4. Common assault includes the offences of Common assault and Common assault of an emergency worker.

## 5.6 Classification

5.6.1 For the purposes of statistical reporting, the Scottish Government has a classification list containing about 475 crime and offence codes. These are grouped in this bulletin as follows:

Category	Notes
Homicide	Includes: <ul style="list-style-type: none"> <li>• Murder</li> <li>• Culpable homicide (common law)</li> </ul>
Attempted murder	Attempted murder
Serious assault	Serious assault
Robbery	Robbery and assault with intent to rob
Vandalism	Includes: <ul style="list-style-type: none"> <li>• Vandalism</li> <li>• Reckless Damage</li> <li>• Malicious mischief</li> </ul>
Reckless conduct with firearms	Reckless conduct with firearms
Firearms Act 1968 offences	Firearm with intent to endanger life, commit crime or resist arrest
Common assault	Includes: <ul style="list-style-type: none"> <li>• Common assault</li> <li>• Common assault of an emergency worker</li> </ul>
Breach of the peace etc.	Includes: <ul style="list-style-type: none"> <li>• Breach of the peace</li> <li>• Threatening or abusive behaviour</li> </ul>
Other crimes and offences	Includes: <ul style="list-style-type: none"> <li>• Possession of an offensive weapon</li> <li>• Poaching and game laws</li> <li>• Deer offences</li> <li>• Cruelty to animals</li> <li>• Offences involving animals</li> <li>• Offences involving birds</li> </ul>

5.6.2 In Scotland, assault is a common law offence. In order to distinguish between serious and common assaults, police forces use a common definition of what a serious assault is, namely:

“An assault or attack in which the victim sustains injury resulting in detention in hospital as an inpatient, for the treatment of that injury, or any of the following injuries whether or not detained in hospital:

- Fractures (the breaking or cracking of a bone. Note – nose is cartilage not bone, so a ‘broken nose’ should not be classified unless it meets one of the other criteria)
- Internal injuries
- Severe concussion
- Lacerations requiring sutures which may lead to impairment or disfigurement
- Any other injury which may lead to impairment or disfigurement.”

## 5.7 Statistics Designation and the UK Statistics Authority

5.7.1 The United Kingdom Statistics Authority (UKSA) has agreed with the Scottish Government’s Chief Statistician that the 2013-14 statistics on “Recorded Crime and Offences Involving Firearms” are published as Official rather than National Statistics. This is to ensure consistency with the publication of “Recorded Crime in Scotland”, as the Recorded Crimes and Offences involving firearms data are based on the same source of information as Police Recorded Crime data.

“Recorded Crimes and Offences Involving Firearms” data will continue to be published as Official Statistics until such time as the designation of the overall “Recorded Crime” publication changes. At this point the position on the classification of the “Recorded Crime and Offences Involving Firearms” bulletin will be reviewed.

The 2013-14 “Recorded Crime in Scotland” bulletin includes further information on the range of actions being undertaken as part of the UKSA Assessment of these data to increase the information being provided to users to aid their understanding of recorded crime statistics and the quality assurance processes undertaken by relevant bodies with police recorded crime information.

<http://www.gov.scot/Publications/2014/11/6350/1>

## 5.8 Other

5.8.1 Only a limited selection of tables are included in this bulletin. However, further analysis of recorded crimes and offences involving firearms statistics can be supplied upon request. This includes available information relating to a different time period than that covered in this bulletin. In certain cases, a fee may be charged for additional information. For details of what can be provided, please telephone Justice Analytical Services on 0131 244 2635 or e-mail [JusticeAnalysts@scotland.gsi.gov.uk](mailto:JusticeAnalysts@scotland.gsi.gov.uk).

5.8.2 The percentage figures given in tables and charts have been independently rounded, so they may not always sum to the relevant sub-totals or totals.

5.8.3 The following symbols are used throughout the tables in this bulletin:

- = nil.

~ = percentage less than 0.05%.

\* = percentage less than 0.5%.

n/r = not reported (a percentage change figure is not reported if the denominator is less than ten as any resulting figure may be misleading).

## 5.9 Comparator data

5.9.1 Country comparisons should be made with some caution as each country's statistics are based on separate collection systems with their own definitions for what constitutes an offence involving a firearm. The Office for National Statistics publishes information on offences involving firearms in England and Wales. Chapter 3 in Crime Statistics, Focus on Violent Crime and Sexual Offences 2013-14, released in February 2015, includes information on offences involving firearms.

<http://www.ons.gov.uk/ons/rel/crime-stats/crime-statistics/focus-on-violent-crime-and-sexual-offences--2013-14/index.html>

5.9.2 [The Scottish Crime and Justice Survey \(SCJS\)](#) is a survey of public experiences and perceptions of crime in Scotland. The 2012/13 survey is the fourth sweep of the current guise of the SCJS, with the first being conducted in 2008/09. The survey involves interviews with adults (aged 16 or over) who live in private residential addresses in Scotland.

5.9.3 Only certain categories of crime covered by the SCJS are directly comparable with police recorded crime statistics. These categories are collectively referred to as comparable crime. Comparable crime can be broken down into the following three crime groups.

- Acquisitive crime: comprising housebreaking, theft of a motor vehicle and bicycle theft;
- Vandalism: including both vehicle and property vandalism;
- Violent crime: comprising assault and robbery.

## AN OFFICIAL STATISTICS PUBLICATION FOR SCOTLAND

Official and National Statistics are produced to high professional standards set out in the Code of Practice for Official Statistics. Both undergo regular quality assurance reviews to ensure that they meet customer needs and are produced free from any political interference.

### Correspondence and enquiries

For enquiries about this publication please contact:

Alastair Greig, Justice Analytical Services, Victoria Quay, Edinburgh, EH6 6QQ

Telephone: 0131 244 5428

e-mail: [justiceanalysts@scotland.gsi.gov.uk](mailto:justiceanalysts@scotland.gsi.gov.uk)

For general enquiries about Scottish Government statistics please contact:

Office of the Chief Statistician, Telephone: 0131 244 0442,

e-mail: [justiceanalysts@scotland.gsi.gov.uk](mailto:justiceanalysts@scotland.gsi.gov.uk)

### How to access background or source data

The data collected for this statistical bulletin:

- are available in more detail through Scottish Neighbourhood Statistics
- are available on the Scottish Government website
- may be made available on request, subject to consideration of legal and ethical factors. Please contact [JusticeAnalysts@scotland.gsi.gov.uk](mailto:JusticeAnalysts@scotland.gsi.gov.uk) for further information.
- cannot be made available by Scottish Government for further analysis as Scottish Government is not the data controller.

### Complaints and suggestions

If you are not satisfied with our service or have any comments or suggestions, please write to the Chief Statistician, 3WR, St Andrews House, Edinburgh, EH1 3DG, Telephone: (0131) 244 0302, e-mail [statistics.enquiries@scotland.gsi.gov.uk](mailto:statistics.enquiries@scotland.gsi.gov.uk).

If you would like to be consulted about statistical collections or receive notification of publications, please register your interest at [www.scotland.gov.uk/scotstat](http://www.scotland.gov.uk/scotstat)  
Details of forthcoming publications can be found at [www.scotland.gov.uk/statistics](http://www.scotland.gov.uk/statistics)

ISBN: 978-1-78544-470-8 (web only)

### Crown Copyright

You may use or re-use this information (not including logos) free of charge in any format or medium, under the terms of the Open Government Licence. See: [www.nationalarchives.gov.uk/doc/open-government-licence/](http://www.nationalarchives.gov.uk/doc/open-government-licence/)