

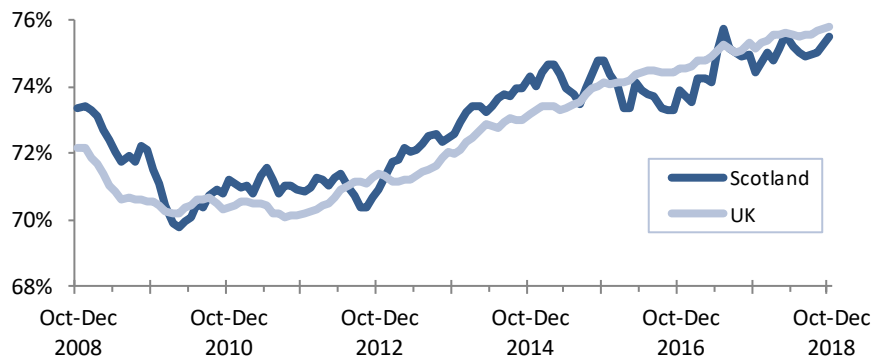
Quarterly Labour Market Briefing – February 2019

The unemployment level and rate for Scotland are at a record low

Employment Rate (16-64) Seasonally Adjusted

↑ Scotland: Increased by 1.1 %pts over the year.

↑ UK: Increased by 0.7 %pts over the year.



75.5%

The latest employment rate in Scotland, an increase of 2.2 %pts since 2008.

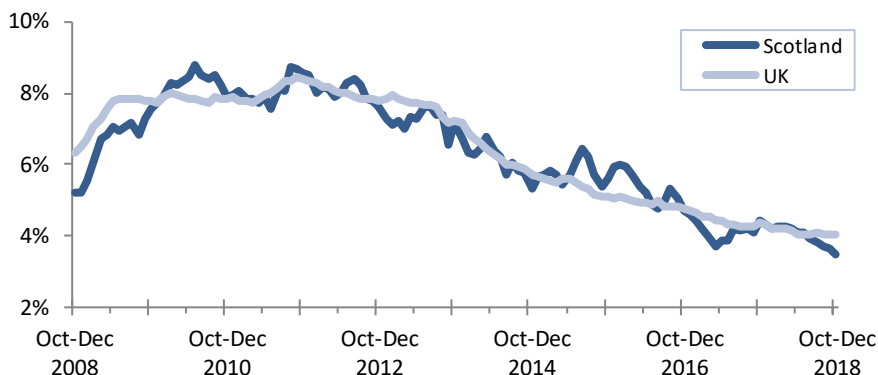
2,685,000

The number of people in employment in Scotland.

Unemployment Rate (16+) Seasonally Adjusted

↓ Scotland: Decreased by 1.0 %pt over the year.

↓ UK: Decreased by 0.3 %pts over the year.



3.5%

The latest unemployment rate in Scotland, a decrease of 1.8 %pts since 2008.

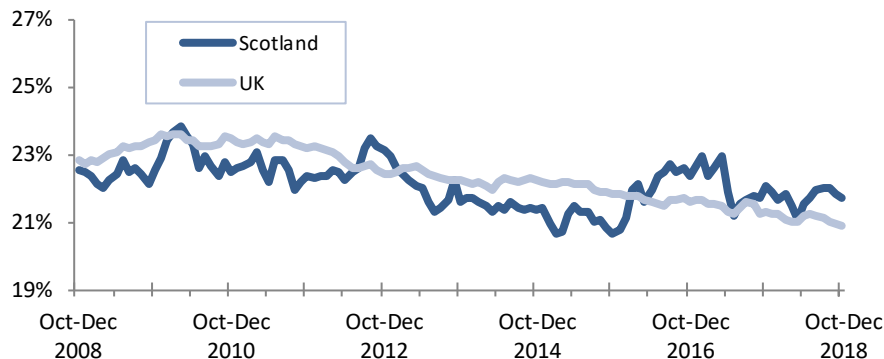
96,000

The number of unemployed people in Scotland.

Economic Inactivity Rate (16-64) Seasonally Adjusted

↓ Scotland: Decreased by 0.4 %pts over the year.

↓ UK: Decreased by 0.4 %pts over the year.



21.7%

The latest economic inactivity rate in Scotland, a decrease of 0.8 %pts since 2008.

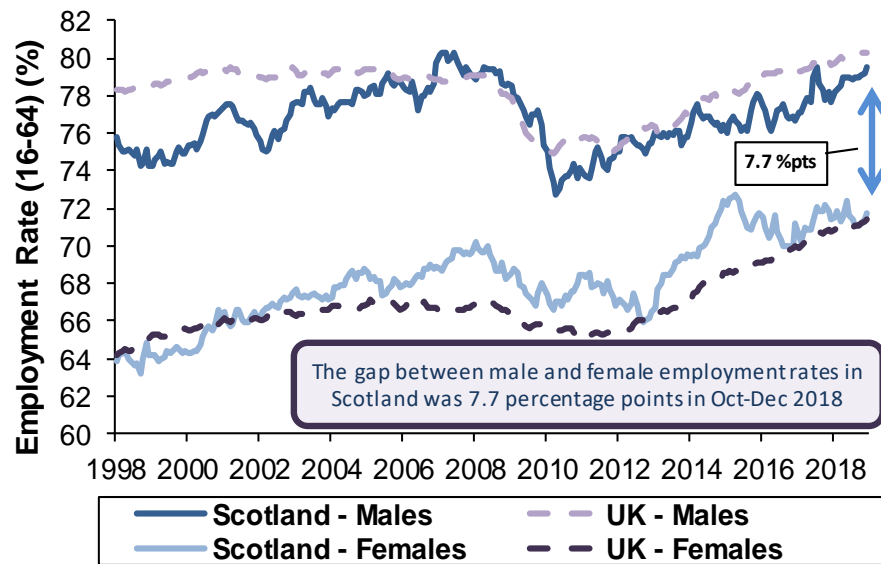
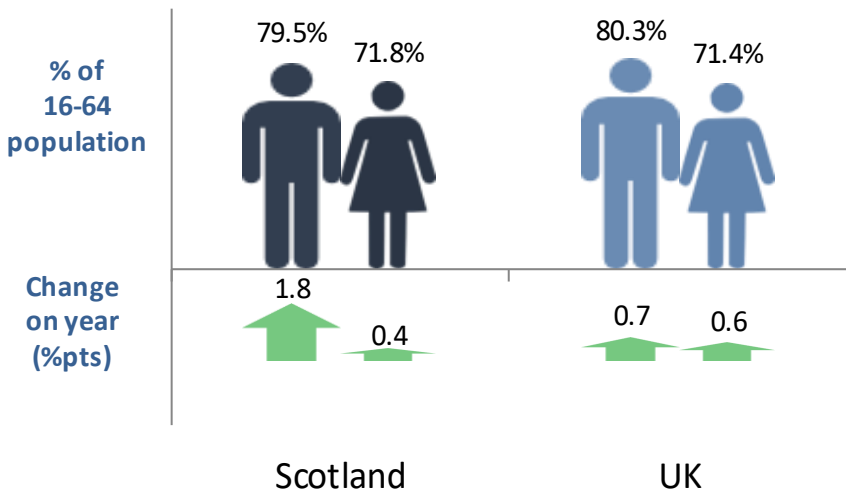
747,000

The number of economically inactive people in Scotland.

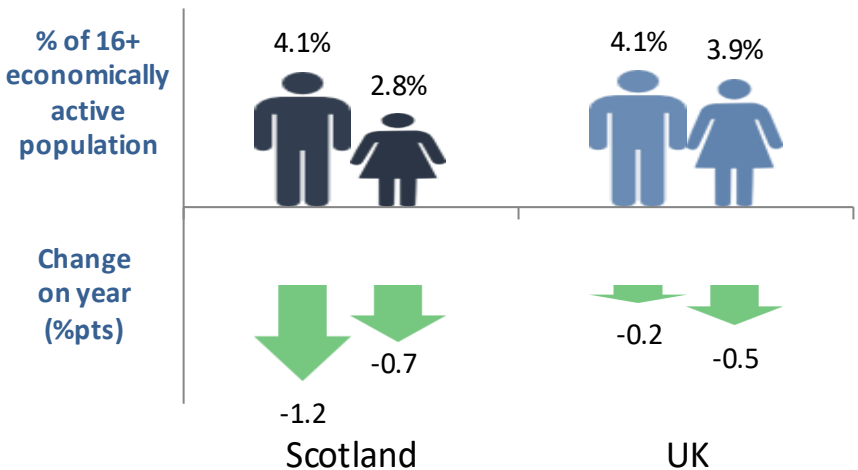
Quarterly Labour Market Briefing – February 2019: Gender

The gender employment gap has decreased from 10.1 percentage points in 1998 to 7.7 percentage points in 2018

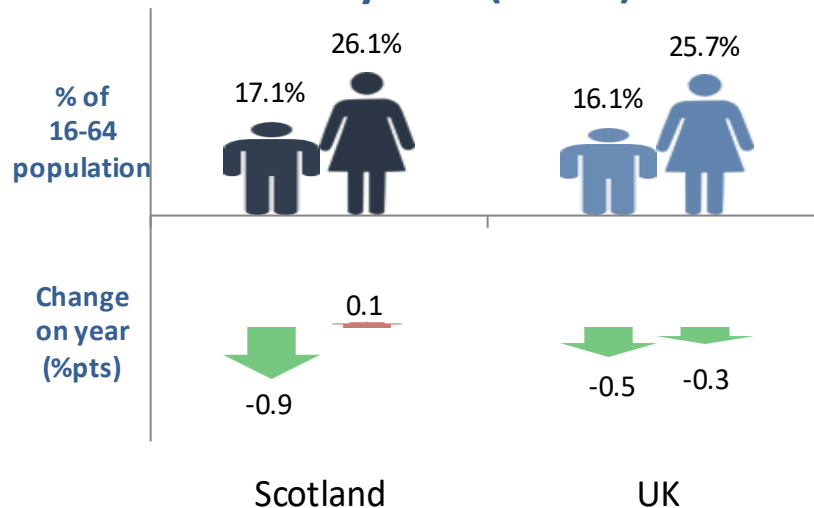
Employment Rate (16-64)



Unemployment Rate (16+)



Economic Inactivity Rate (16-64)



Quarterly Labour Market Briefing – February 2019: Employment Patterns

Full-time employment levels in Scotland have increased over the year while part-time employment levels have decreased

Full-Time Working

28,000

increase over the year driven by an increase in the number of men in full-time employment

Part-Time Working

10,000

decrease over the year due to decreases in both the number of women (6,000) and men (4,000) in part-time employment.

Type of employment

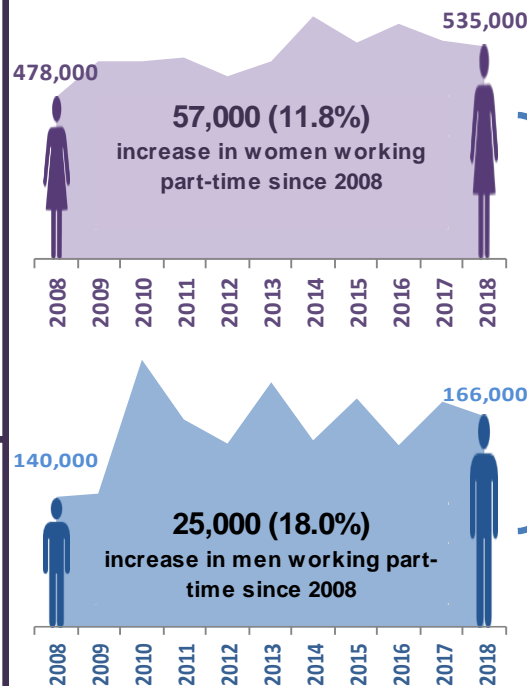
4.6% (123,000)

of people in work are in temporary employment. Proportion of temporary workers who couldn't find a permanent job has decreased over the year from 33.4% to 25.8% in 2018.

57,000 (2.5%)

increase in level of employees since Oct-Dec 2017
-32,000 (-9.6%)
decrease in level of self-employed since Oct-Dec 2017

Part-Time Employment by Gender, Scotland, 2008 - 2018



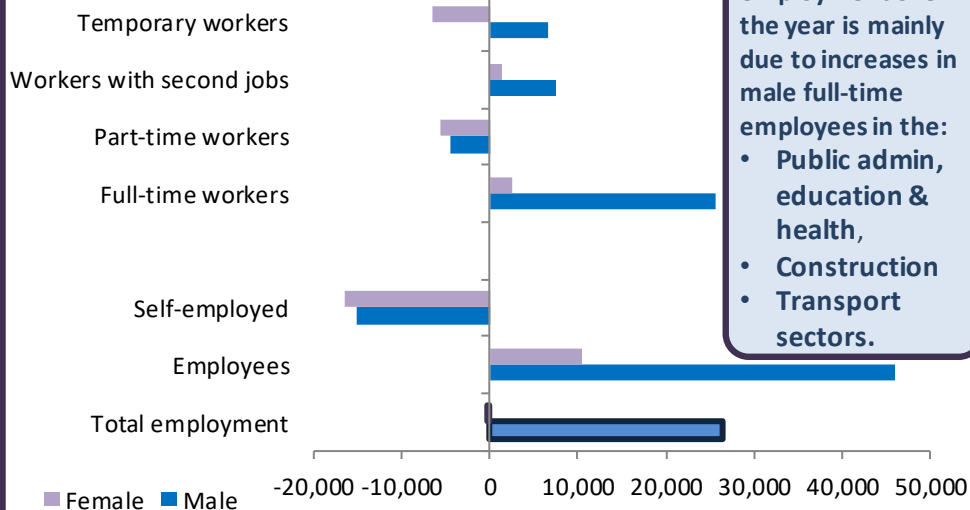
76.3% of part-time workers are women.

There has been increases in part-time employment for men and women since 2008. However, there has been a decrease in part-time employment for men and women over the year.

11.5% of those working part-time could not find a full time job, while 69.2% did not want a full time job. The remaining 19.2% were working part-time due to other reasons.

The proportion of those working part-time who could not find a full-time job has been decreasing since 2013.

Change in employment patterns, 2017 – 2018, by Gender



Increase in total employment over the year is mainly due to increases in male full-time employees in the:

- Public admin, education & health,
- Construction
- Transport sectors.

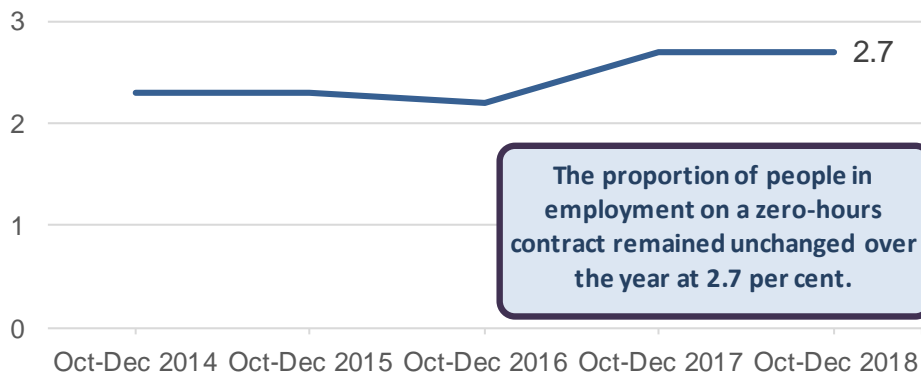
Compared to the UK

- part-time employment up since 2008 in both Scotland (up 13.2%) and the UK (up 12.9%)
- number of people in temporary jobs up since 2008 in the UK (up 9.0%) and in Scotland (up 1.3%).
- full-time employment levels in the UK are up 9.5% on 2008 levels, while in Scotland they increased by 2.4%.
- increase in self-employment since 2008 in Scotland (up 6.6%) is lower than in the UK (up 25.9%).

Quarterly Labour Market Briefing – February 2019: Zero-Hour Contracts

72,000 (2.7%) people were employed on a zero-hours contract in Scotland in Oct-Dec 2018

Proportion of employed people on a zero-hours contract, Scotland, 2014 - 2018



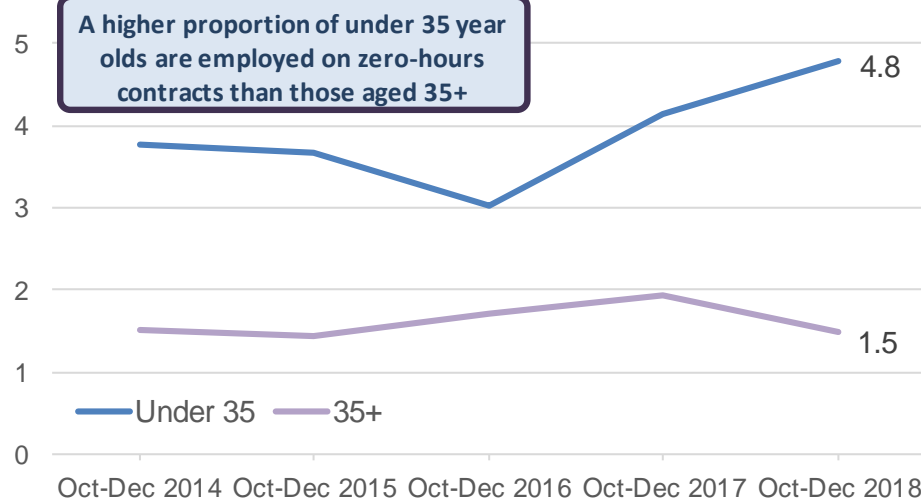
Zero-hour Contracts by Industry

- In Oct-Dec 2018, 31.4 per cent of the 72,000 people employed on a zero-hours contract were employed within the Accommodation and food sector.

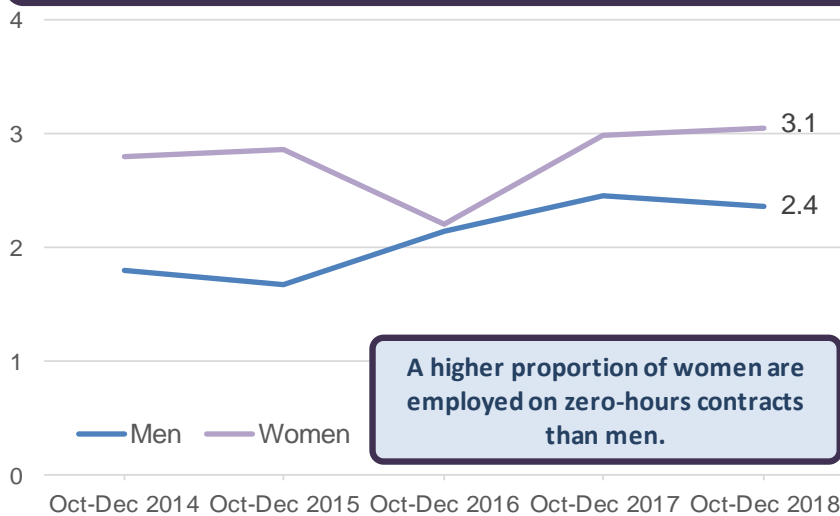
Zero-hour Contracts by Occupation

- Of the 72,000 people employed on a zero-hours contract in Oct-Dec 2018, over two thirds (69.5%) fell into one of two occupational groups - Elementary occupations (39.2%) and Caring, leisure and other services (30.2%).

Proportion of employed people on a zero-hours contract by age group, Scotland, 2014 - 2018



Proportion of employed people on a zero-hours contract by gender, Scotland, 2018



Quarterly Labour Market Briefing – February 2019: Youth employment and unemployment

Scotland outperforms the UK on youth employment, unemployment and inactivity rates

Labour Force Survey

352,000

Young people in employment UP 19,000 over the year (Oct-Dec 2018)

29,000

Young people unemployed DOWN 9,000 over the year (Oct-Dec 2018)

Annual Population Survey

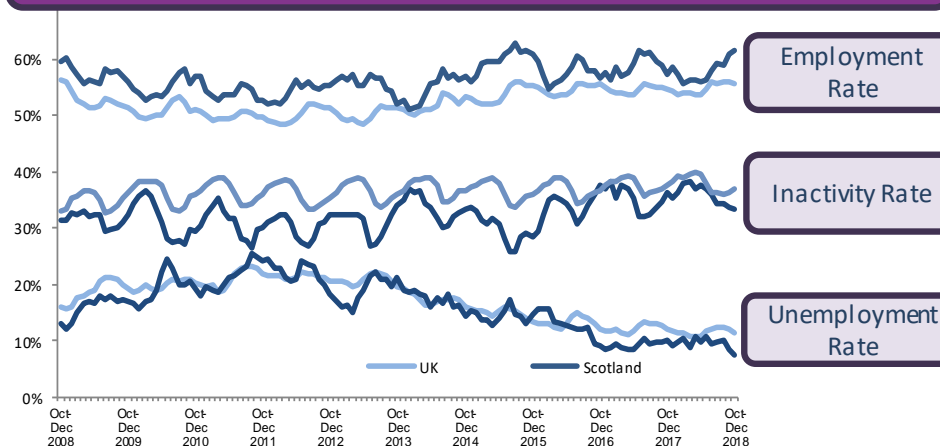
332,000

Young people in employment DOWN 4,000 over the year (Oct 2017 - Sep 2018)

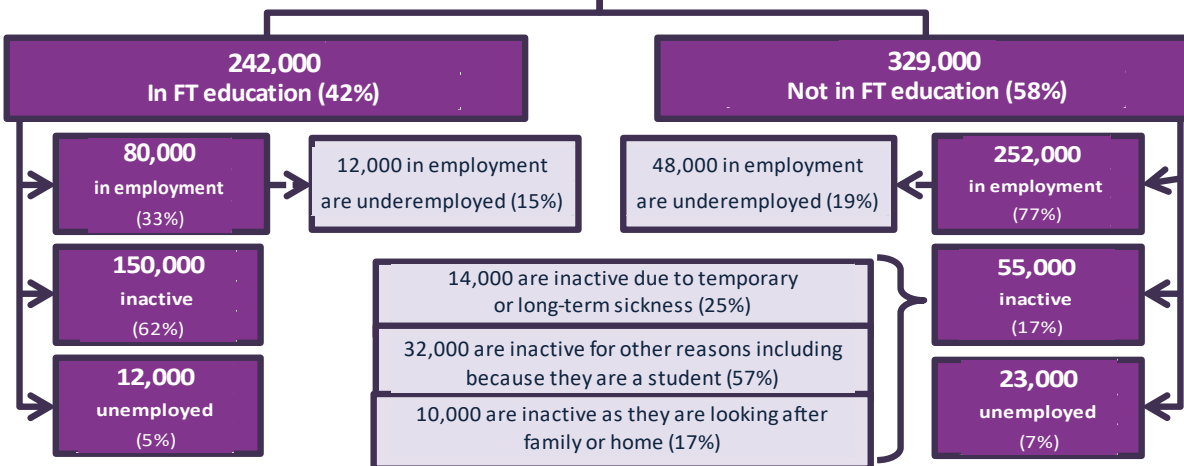
35,000

Young people unemployed DOWN 1,000 over the year (Oct 2017 - Sep 2018)

Youth Employment and Unemployment, Scotland and UK Labour Force Survey (Not Seasonally Adjusted)



572,000
16-24 year olds in Scotland in Oct 2017 - Sep 2018



Note: Percentages show proportion of previous group.

Overview

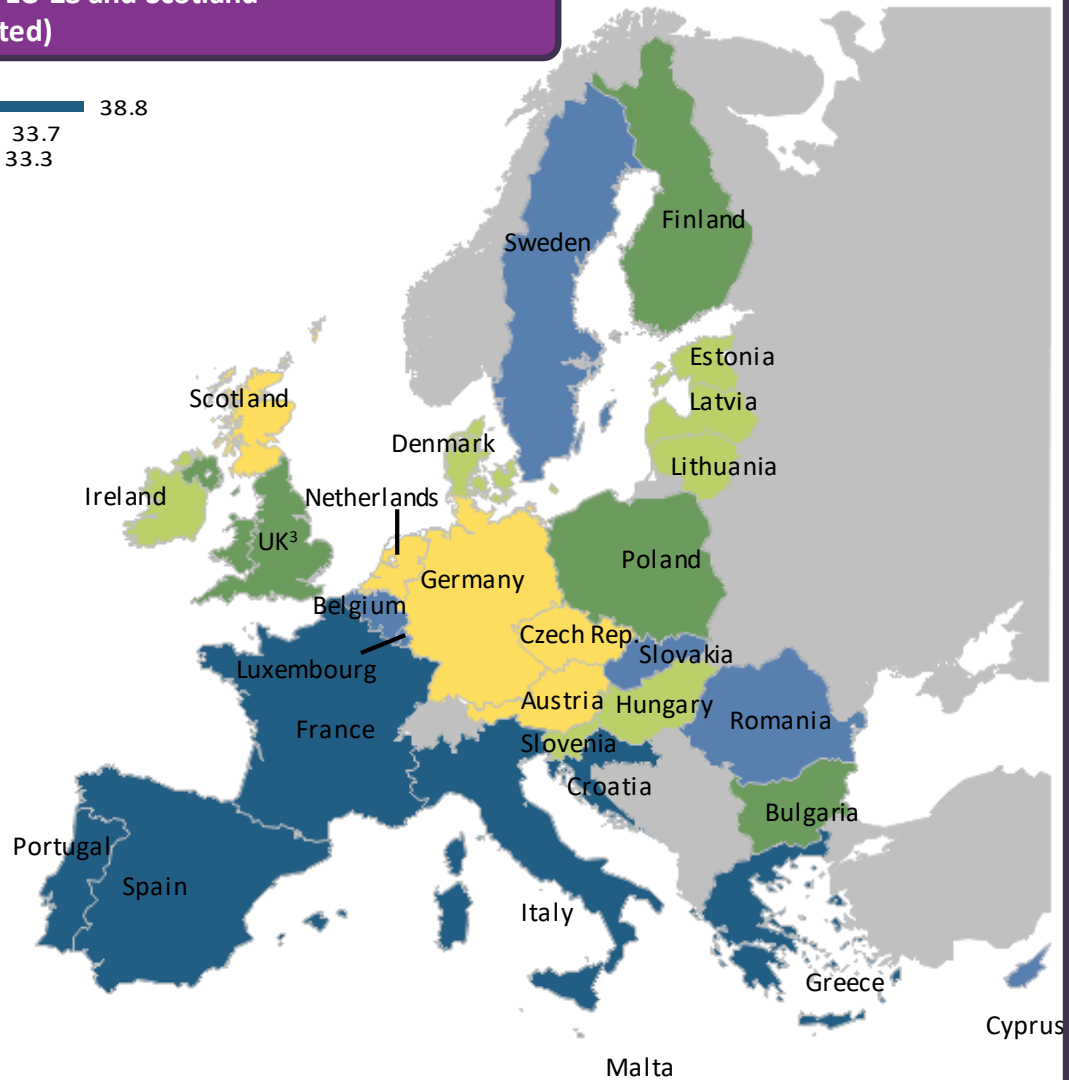
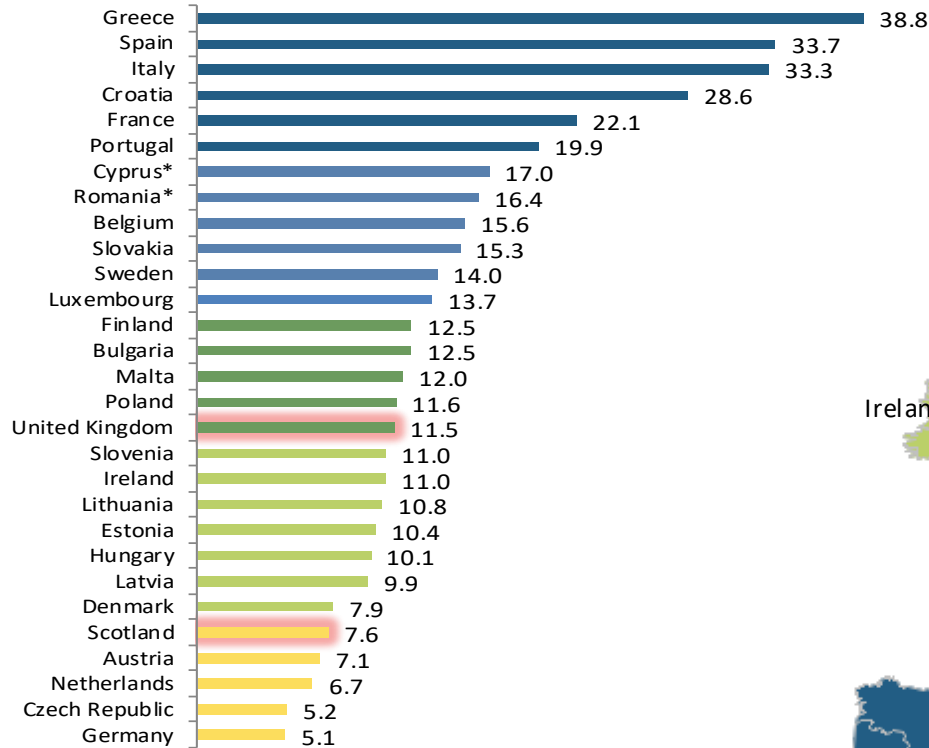
Scotland outperforms the UK on youth employment, unemployment and inactivity rates:

- Higher youth employment rate (61.6% vs. 55.8%)
- Lower youth unemployment rate (7.6% vs. 11.5%)
- Lower youth inactivity rate (33.3% vs. 37.0%)

Quarterly Labour Market Briefing – February 2019: Youth unemployment , European comparisons

Scotland's youth unemployment rate is the 5th lowest in the EU

Youth (15-24)¹ Unemployment Rate – EU 28 and Scotland (non-seasonally adjusted)



Notes

1. Estimates for Scotland and UK from Labour Force Survey (LFS), Oct-Dec 2018 and covers those aged 16-24. Rankings for Scotland and the UK are based on unrounded data.
2. * indicated data rolled over from most recently data available
3. UK includes Scotland

Source: Eurostat, une_rt_m dataset, November 2018 data

Boundaries: ESRI

© Crown copyright and database (2013). All rights reserved. Ordnance Survey Licence number 100024655. Map generated in SAS Enterprise Guide.

Further information

Data for this month's release is available on the Scottish Government website at:

<http://www.gov.scot/Topics/Statistics/Browse/Labour-Market/LMTrends>

Scottish Government Labour Market Statistics: <http://www.gov.scot/Topics/Statistics/Browse/Labour-Market>

ONS:

Labour Market Statistics Theme page:

<http://www.ons.gov.uk/ons/taxonomy/index.html?nscl=Labour+Market>

Regional Labour Market Statistics:

<https://www.ons.gov.uk/employmentandlabourmarket/peopleinwork/employmentandemployeetypes/bulletins/regionallabourmarket/previousReleases>

NOMIS:

Online database for official labour market statistics:

<https://www.nomisweb.co.uk/default.asp>

Contact details

Scottish Government, Labour Market Statistics:

Telephone: (0131) 244 6773

email: LMStats@gov.scot

This briefing pack was produced by the OCEAES: Economic Statistics: Labour Market Statistics team. If you have any comments on the style and content of this briefing pack, please contact us at the above email address.

Next ONS release: 19 March 2019

Next SG Quarterly labour market briefing update: 14 May 2019