

Retail Sales Index Scotland 2019, Quarter 1

1 May 2019

This is the Retail Sales Index Scotland (RSIS) for Quarter 1 (January to March) 2019. RSIS can be used as an early indicator of consumer spending and economic performance.

Headline results

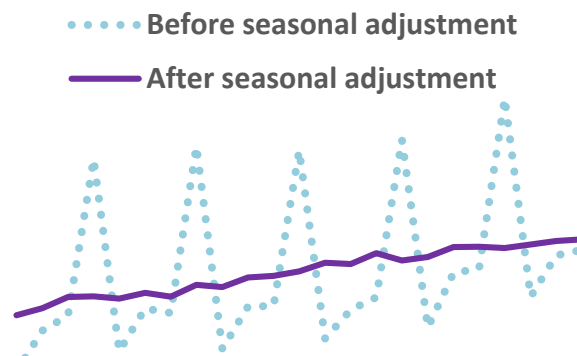
+1.2% The **volume** of Retail Sales (amount of goods bought) has grown by 1.2% during the first quarter of 2019. Over the same period Great Britain as a whole saw a 1.6% growth.

+1.1% The **value** of Retail Sales (how much was spent) grew by 1.1% during the first quarter of 2019. Over the same period Great Britain as a whole saw a 1.6% growth.

How is the Retail Sales Index calculated?

The Retail Sales Index statistics for both Scotland and Great Britain are estimated using a monthly survey of 5,000 businesses in Great Britain carried out by the Office for National Statistics. The survey always includes the largest retailers (around 900 businesses) plus a representative sample of smaller businesses. It captures around 90% of the retail industry turnover, including online sales. Due to the volatile nature of retail sales, revisions to previous quarters are frequent. A revision table is included in the downloadable material for this publication.

Retail Sales have a strong and predictable seasonal pattern, with dramatic rises in the fourth quarter driven primarily by Christmas spending. In order to analyse the underlying economy the data are seasonally adjusted to take these predictable rises and falls into account.



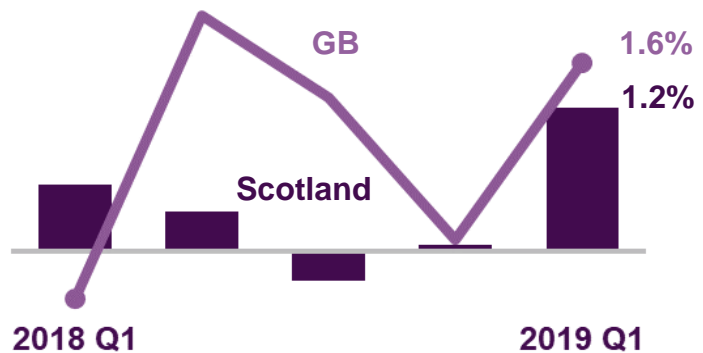


Scottish Retail Sales volume increased by 1.2% this quarter

The latest estimate of RSIS shows 1.2% growth of sales volume between 2018 Q4 and 2019 Q1.

Over the same period Great Britain's sales volume grew by 1.6%.

Growth in Sales Volume

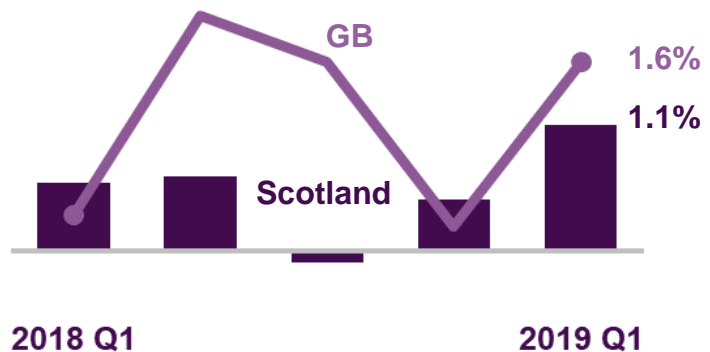


Scottish Retail Sales value grew by 1.1% this quarter

The value of retail sales increased by 1.1% between 2018 Q4 and 2019 Q1.

Over the same period, the value of retail sales in Great Britain as a whole grew by 1.6%.

Growth in Sales Value

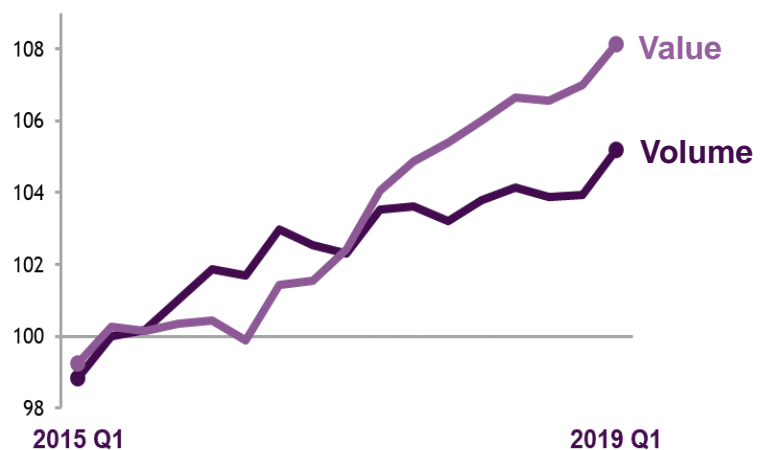


Effect on prices

When the value of retail sales increases more rapidly than the volume of sales, this indicates that prices are rising. When the value of sales increases more slowly than the volume this means that prices are falling.

For the first time in 11 quarters, the volume of retail sales has increased more rapidly than the value.

Volume and Value of Retail Sales (Indexed at 2015 = 100)



A National Statistics publication for Scotland

Retail Sales Index for Scotland was assessed by the Office for Statistics Regulation (OSR) in January 2011. The assessment report, designating this publication national statistics status can be found here:

<https://www.statisticsauthority.gov.uk/publication/scottish-macro-economic-statistics-scottish-government/>.

Since that report there have been numerous improvements made, including: more user friendly explanatory text to accompany the figures, and use of infographics in presenting the results.

Designation can be interpreted to mean that the statistics: meet identified user needs; are produced, managed and disseminated to high standards; and are explained well.

Correspondence and enquiries

For enquiries about this publication please contact:

Carrie Graham
Office of the Chief Economic Adviser
Telephone: 0131 244 1995
e-mail: carrie.graham@gov.scot

For general enquiries about Scottish Government statistics please contact:

Office of the Chief Statistician, Telephone: 0131 244 0442
e-mail: statistics.enquiries@scotland.gsi.gov.uk

How to access background or source data

The data collected for this statistical bulletin may be made available on request, subject to consideration of legal and ethical factors. Please contact gordon.bryden@gov.scot for further information

Complaints and suggestions

If you are not satisfied with our service or have any comments or suggestions, please write to the Chief Statistician, 2WR, St Andrews House, Edinburgh, EH1 3DG, Telephone: (0131) 244 0302, e-mail statistics.enquiries@scotland.gsi.gov.uk.

If you would like to be consulted about statistical collections or receive notification of publications, please register your interest at www.gov.scot/scotstat

Details of forthcoming publications can be found at www.gov.scot/statistics

Crown Copyright

You may use or re-use this information (not including logos) free of charge in any format or medium, under the terms of the Open Government Licence. See:

www.nationalarchives.gov.uk/doc/open-government-licence/