

Labour Force Survey August–October 2019

74.5%

down
0.4
%pt
since
May-Jul
2019

of people aged
16 to 64 were
in employment

Employment rate



3.7%

down
0.3
%pt
since
May-Jul
2019

of people
economically
active (16 +)
were unemployed

Unemployment rate



22.6%

Up
0.7
%pt
since
May-Jul
2019

of people aged
16 to 64 were
economically
inactive

Inactivity rate

This note summarises employment, unemployment and economic Inactivity sourced from the Labour Force Survey for Scotland and the UK. These are classed as National Statistics.

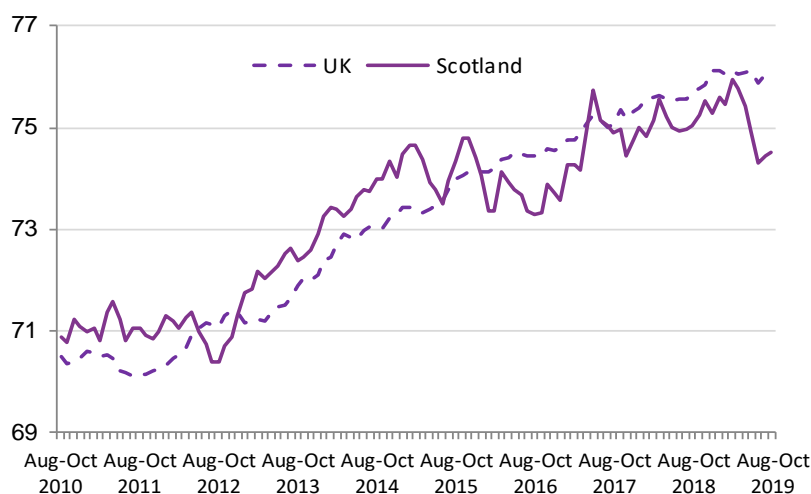
This release follows the ONS monthly release of [Regional Labour market Statistics in the UK](#)

This month data are presented for the 3 months to October 2019, compared with the quarter before (May to July 2019) and compared with a year before (Aug to Oct 2018). Please note percentage point changes are based on unrounded data.

Employment rate (16-64 years) (%)

The employment rate in Scotland was 74.5 per cent. This is 0.4 percentage points down on the quarter and 0.5 percentage points down on the year.

The UK employment rate was 76.2 per cent. This is no change on the quarter and 0.4 percentage points up on the year.



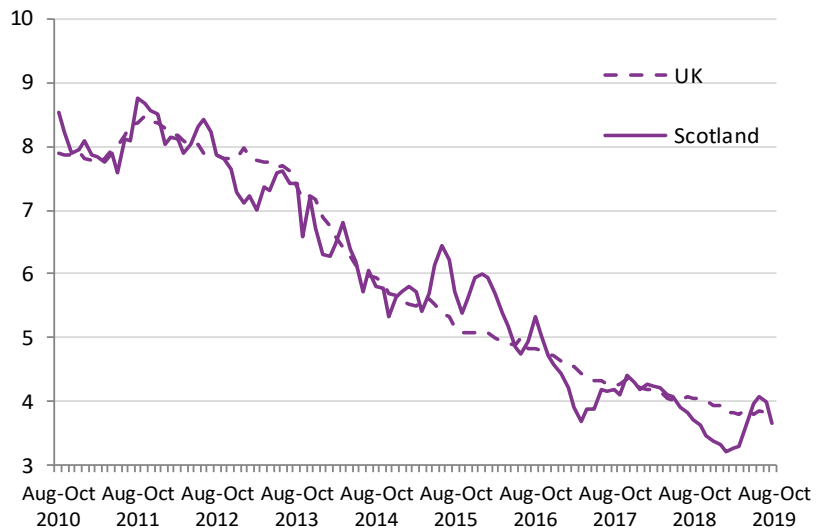
Source: Labour Force Survey, ONS, Seasonally adjusted

Labour Force Survey August-October 2019

The unemployment rate in Scotland was 3.7 per cent. This is 0.3 percentage points down on the quarter and 0.1 percentage points down on the year.

The UK unemployment rate was 3.8 per cent. This is no change on the quarter and 0.3 percentage points down on the year.

Unemployment rate (16 years and above) (%)

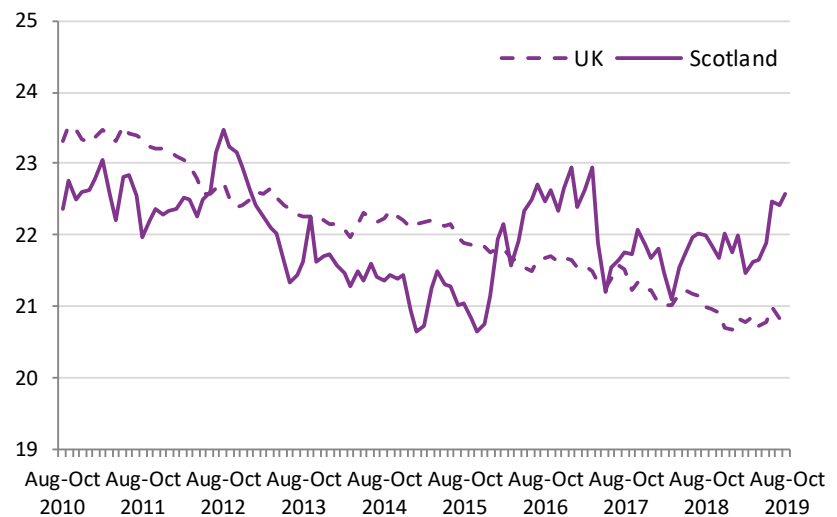


Source: Labour Force Survey, ONS, Seasonally adjusted

The inactivity rate in Scotland was 22.6 per cent. This is 0.7 percentage points up on the quarter and 0.6 percentage points up on the year.

The UK inactivity rate was 20.8 per cent. This is no change on the quarter and 0.2 percentage points down on the year.

Inactivity rate (16-64 years) (%)



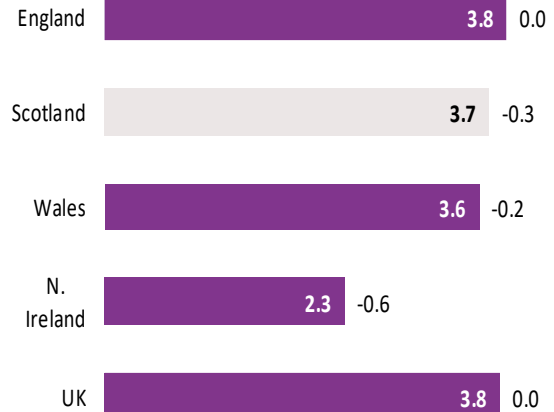
Source: Labour Force Survey, ONS, Seasonally adjusted

Labour Force Survey August-October 2019

Employment rate (%) | Change on quarter*



Unemployment rate (%) | Change on quarter*



*percentage point

Labour market statistics, Scotland and UK for Aug to Oct 2019

| | Percentage point | | | Level (000's) | | |
|---------------------------------|------------------|-----------------------------------|--------------------------------|---------------|-----------------------------------|--------------------------------|
| | Rate (%) | Change on quarter May-Jul 2019 | Change on year Aug-Oct 2018 | Level ('000) | Change on quarter May-Jul 2019 | Change on year Aug-Oct 2018 |
| Employment¹ | | | | | | |
| Scotland | 74.5 | -0.4 | -0.5 | 2,648 | -21 | -16 |
| UK | 76.2 | 0.0 | 0.4 | 32,801 | 24 | 309 |
| Unemployment² | | | | | | |
| Scotland | 3.7 | -0.3 | -0.1 | 100 | -9 | -2 |
| UK | 3.8 | 0.0 | -0.3 | 1,281 | -13 | -93 |
| Inactivity³ | | | | | | |
| Scotland | 22.6 | 0.7 | 0.6 | 777 | 23 | 20 |
| UK | 20.8 | 0.0 | -0.2 | 8,606 | 19 | -60 |

Labour market statistics for women Scotland and UK, Aug to Oct 2019

| | Percentage point | | | Level (000's) | | |
|---------------------------------|------------------|-----------------------------------|--------------------------------|---------------|-----------------------------------|--------------------------------|
| | Rate (%) | Change on quarter May-Jul 2019 | Change on year Aug-Oct 2018 | Level ('000) | Change on quarter May-Jul 2019 | Change on year Aug-Oct 2018 |
| Employment¹ | | | | | | |
| Scotland | 70.7 | -1.0 | -0.6 | 1,277 | -23 | -11 |
| UK | 72.0 | -0.1 | 0.8 | 15,487 | -30 | 235 |
| Unemployment² | | | | | | |
| Scotland | 3.4 | -0.2 | 0.1 | 45 | -3 | 1 |
| UK | 3.5 | -0.1 | -0.4 | 566 | -18 | -64 |
| Inactivity³ | | | | | | |
| Scotland | 26.8 | 1.2 | 0.5 | 473 | 21 | 9 |
| UK | 25.3 | 0.2 | -0.5 | 5,266 | 42 | -85 |

Source: Labour Force Survey, Seasonally adjusted

Note: Levels: 1,2: All persons aged 16+; 3.:All persons aged 16-64. Denominator: 1,3: all persons 16-64 years; 2. economically active 16+.

Labour Force Survey August-October 2019

Labour market statistics for men, Scotland and UK Aug to Oct 2019

| | Percentage point | | | Level (000's) | | |
|---------------------------------|------------------|-------------------|----------------|---------------|-------------------|----------------|
| | Rate (%) | Change on quarter | Change on year | Level ('000) | Change on quarter | Change on year |
| | | May-Jul 2019 | Aug-Oct 2018 | | May-Jul 2019 | Aug-Oct 2018 |
| Employment¹ | | | | | | |
| Scotland | 78.6 | 0.2 | -0.5 | 1,371 | 2 | -5 |
| UK | 80.4 | 0.1 | 0.1 | 17,315 | 54 | 74 |
| Unemployment² | | | | | | |
| Scotland | 3.9 | -0.4 | -0.2 | 56 | -6 | -3 |
| UK | 4.0 | 0.0 | -0.2 | 715 | 4 | -29 |
| Inactivity³ | | | | | | |
| Scotland | 18.1 | 0.1 | 0.7 | 304 | 2 | 11 |
| UK | 16.2 | -0.1 | 0.1 | 3,340 | -24 | 26 |

Source: Labour Force Survey, Seasonally adjusted

Note: Levels: 1,2: All persons aged 16+; 3.:All persons aged 16-64. Denominator: 1,3: all persons 16-64 years; 2. economically active 16+.

Source of information

Information presented are sourced from the Labour Force Survey, a survey of households collected and published by the Office for National Statistics. Further information on reliability can be accessed in the ONS publication at [link](#)

ONS note Regional estimates for the unemployment rate are quite volatile, which needs to be allowed for when considering the pattern of change over time. Sampling variability information is published at [link](#):

Where can labour market data for Scotland be accessed

Labour Force information for Scotland is also published on [nomisweb](#)

Where can youth labour market data (16-24 years) for Scotland be accessed

From 18th December 2019 onward Labour market information for young people 16-24 years for Scotland, sourced from the Annual Population Survey, will be published in a quarterly release. This publication has been pre-announced on the Scottish Government forthcoming publications

[Employment, Unemployment and Inactivity for young people \(16-24 years\): Scotland and UK. Statistics from the Annual Population Survey October 2018 to September 2019.](#)

Date of release 17th December 2019

Labour Force Survey August-October 2019

Correspondence and enquiries

For enquiries about this publication please contact:

Labour Market Statistics,
Office of the Chief Economic Advisor,
Telephone: 0300 244 6773,
e-mail: LMStats@scotland.gsi.gov.uk

For general enquiries about Scottish Government statistics please contact:

Office of the Chief Statistician,
Telephone: 0131 244 0442,
e-mail: statistics.enquiries@scotland.gsi.gov.uk

Complaints and suggestions

If you are not satisfied with our service or have any comments or suggestions, please write to the Chief Statistician, 3WR, St Andrews House, Edinburgh, EH1 3DG, Telephone: (0131) 244 0302, e-mail statistics.enquiries@scotland.gsi.gov.uk.

If you would like to be consulted about statistical collections or receive notification of publications, please register your interest at www.gov.scot/scotstat
Details of forthcoming publications can be found at www.gov.scot/statistics

Next Update: 21 January 2020

Contact: lmstats@gov.scot ; Telephone: 0131 244 6773