

Covid-19 Education Recovery Group - Infographic

As at 28 February 2021:

- There have been 16,448 children and young people aged 2-17 years in Scotland who have tested positive for COVID-19 since the start of the outbreak.

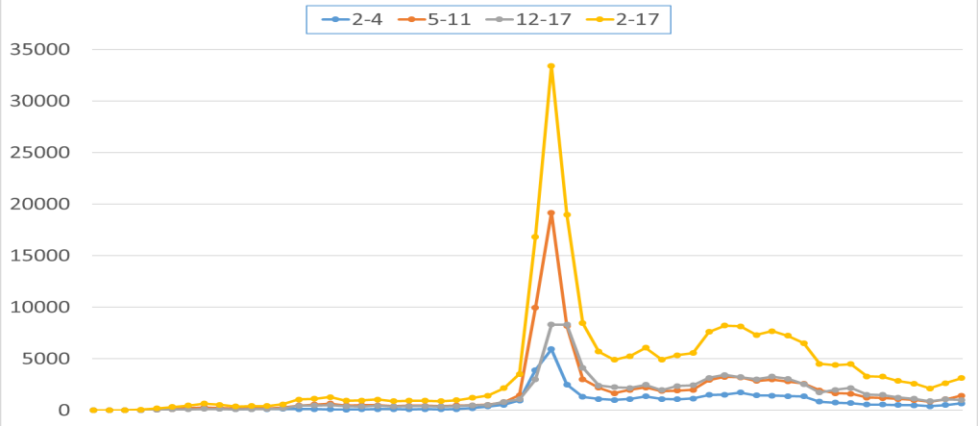
In the week ending 28 February 2021:

- There were 591 children and young people aged 2-17 years in Scotland who tested positive for COVID-19, among the 3,124 children and young people who were tested.
- The identified COVID-19 positive cases reflected a rate of 61.8 cases per 100,000 2-4 year olds, 59.6 cases per 100,000 5-11 year olds, 48.3 per 100,000 12-13 year olds, 65.8 per 100,000 14-15 year olds and 98.4 cases per 100,000 16-17 year olds. The rate of cases per 100,000 of the general population was 84.5.

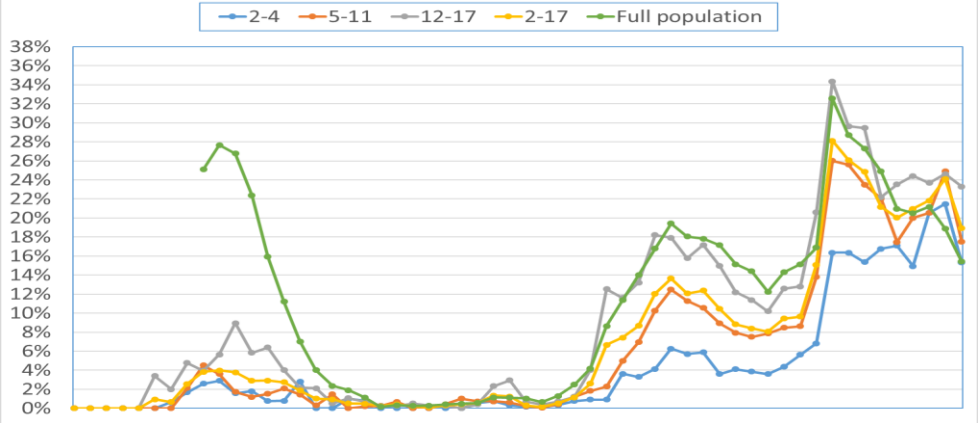
On 9th March:

- The overall percentage of pupils in attendance in local authority schools was 30.9% (47.2% in Primary schools, 8.9% in Secondary schools and 49.2% in Special schools).
- From Monday 22 February all children in P1-P3 in mainstream and special schools were to return to school. Some Senior Phase (S4-S6) pupils were also due to return to school on a part-time basis to attend practical lessons.
- 44,962 staff were physically in school, of which 22,132 were teaching staff and 22,830 were other school-based staff.

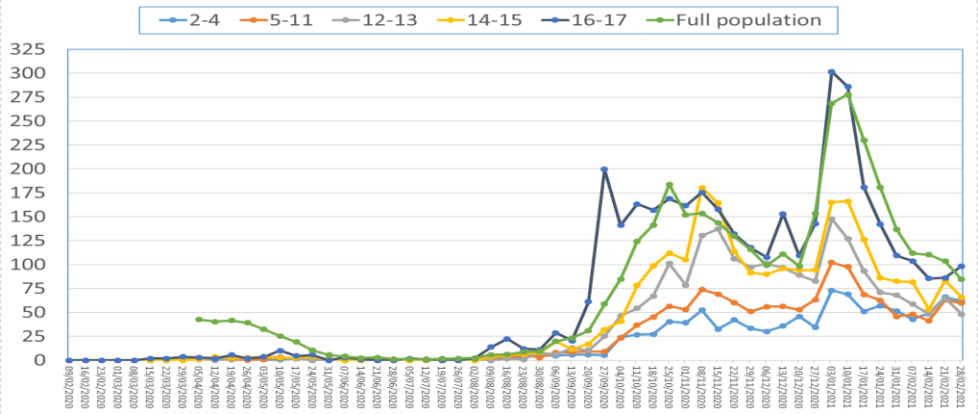
Number of children and young people tested for Covid-19 by age group, week ending 9 February 2020 to 28 February 2021, Scotland



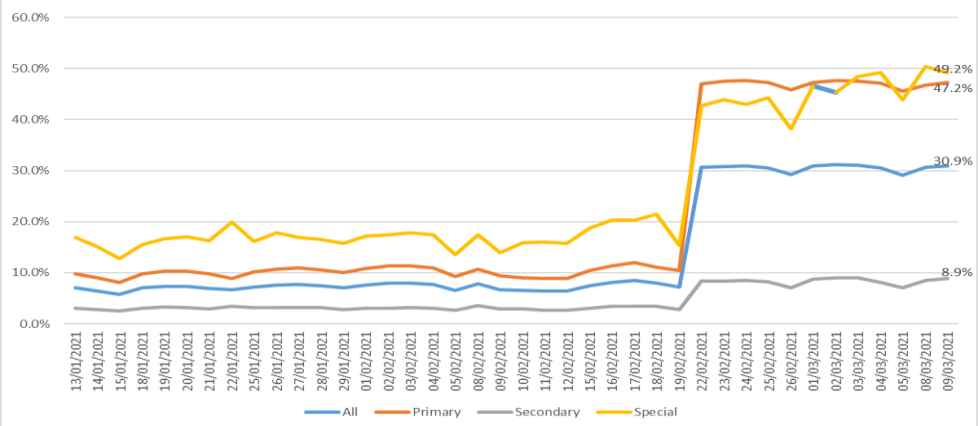
Percentage of children and young people tested positive for Covid-19 by age group, week ending 9 February 2020 to 28 February 2021, Scotland



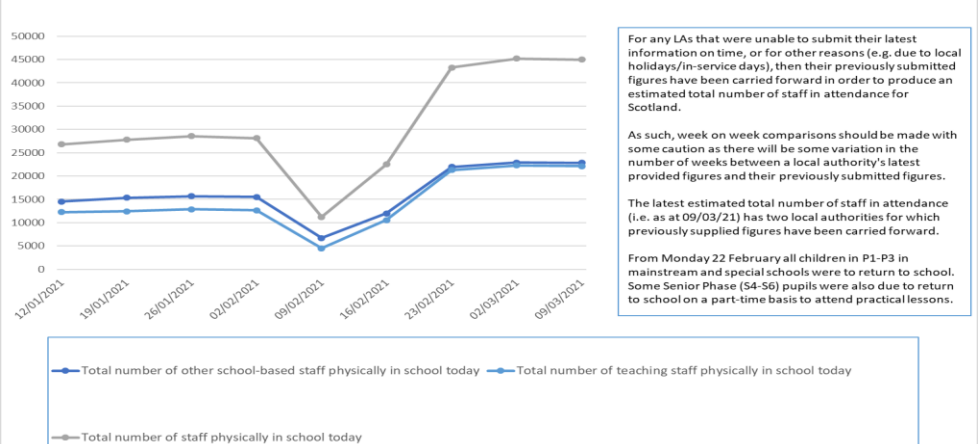
Rate per 100,000 population of positive COVID-19 cases across NHS Scotland, by age group, week ending 9 February 2020 to 28 February 2021, Scotland



Percentage of pupils in attendance at school, January 2021



Estimated number of staff in attendance in local authority schools, Scotland



For any LAs that were unable to submit their latest information on time, or for other reasons (e.g. due to local holidays/in-service days), then their previously submitted figures have been carried forward in order to produce an estimated total number of staff in attendance for Scotland.

As such, week on week comparisons should be made with some caution as there will be some variation in the number of weeks between a local authority's latest provided figures and their previously submitted figures.

The latest estimated total number of staff in attendance (i.e. as at 09/03/21) has two local authorities for which previously supplied figures have been carried forward.

From Monday 22 February all children in P1-P3 in mainstream and special schools were to return to school. Some Senior Phase (S4-S6) pupils were also due to return to school on a part-time basis to attend practical lessons.

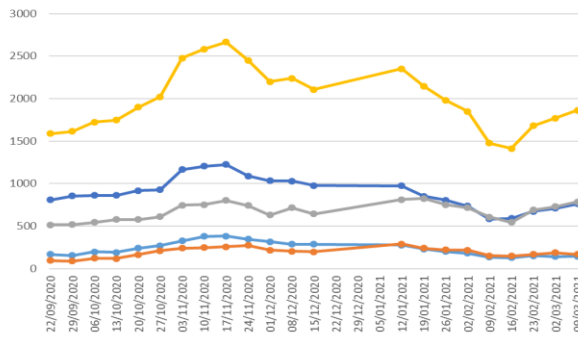
Covid-19 Education Recovery Group - Infographic

- 1,862 staff were absent due to Covid-19 related reasons, of which, 910 were teaching staff and 952 were other school-based staff.

- 73,443 children were attending a childcare setting and 1,330 had a Covid-19 related absence. Note that not all open settings completed the survey and that these figures are an underestimate of the actual number of open settings and children attending.

- **This week, 729 (3.9%)** childcare staff were absent due to Covid-19 related reasons [based on a 55% response rate]

Estimated number of local authority school-based staff absent due to Covid-related reasons, Scotland



For any LAs that were unable to submit their latest information on time, or for other reasons (e.g. due to local holidays/in-service days), then their previously submitted figures have been carried forward in order to produce an estimated total number of staff absent for Scotland.

As such, week on week comparisons should be made with some caution as there will be some variation in the number of weeks between a local authority's latest provided figures and their previously submitted figures.

The latest estimated total number of staff absent (i.e. as at 09/03/21) has two local authorities for which previously supplied figures have been carried forward.

— Teaching staff who do not have confirmed Covid-19 or who have not displayed any Covid-19 symptoms but are absent because they are self-isolating / shielding / quarantining / looking after someone due to Covid-19 (e.g. their child)
— Teaching staff absent with confirmed Covid-19 or with symptoms of Covid-19
— Other school-based staff who do not have confirmed Covid-19 or who have not displayed any Covid-19 symptoms but are absent because they are self-isolating / shielding / quarantining / looking after someone due to Covid-19 (e.g. their child)
— Other school-based staff who are absent with confirmed Covid-19 or with symptoms of Covid-19
— All staff absent because they are either self isolating, etc. or have confirmed /symptoms of Covid-19

Number of children attending and absent on 9 March by type of childcare provider

