

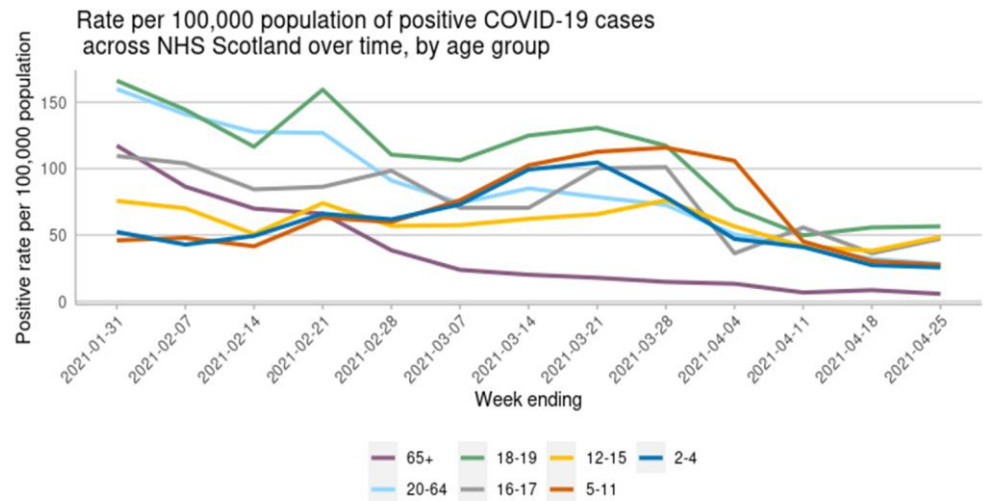
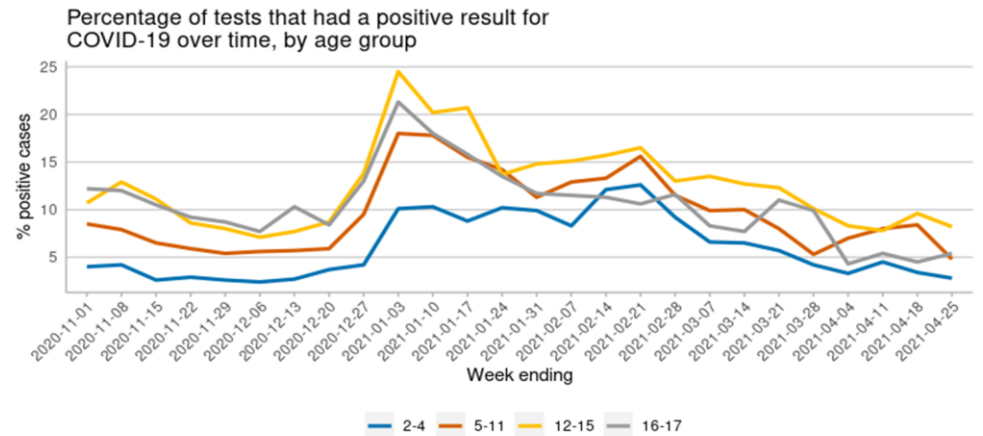
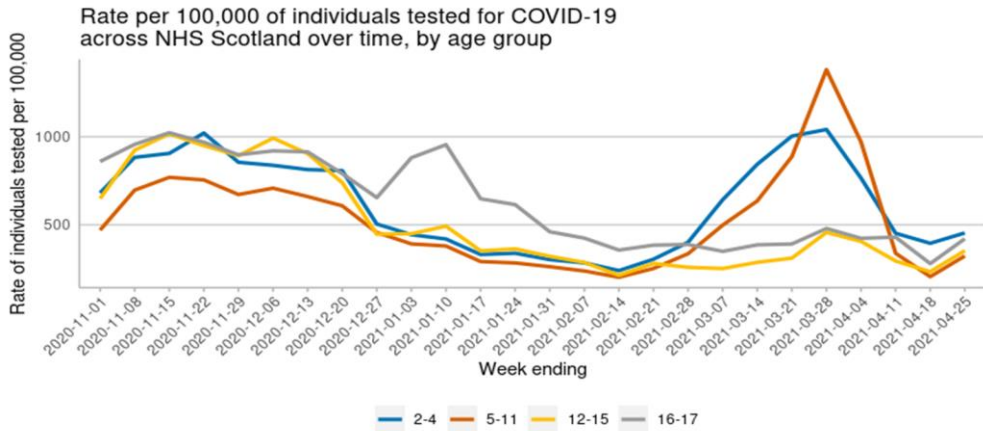
# Covid-19 Education Recovery Group - Infographic

## In the week ending 25<sup>th</sup> April 2021:

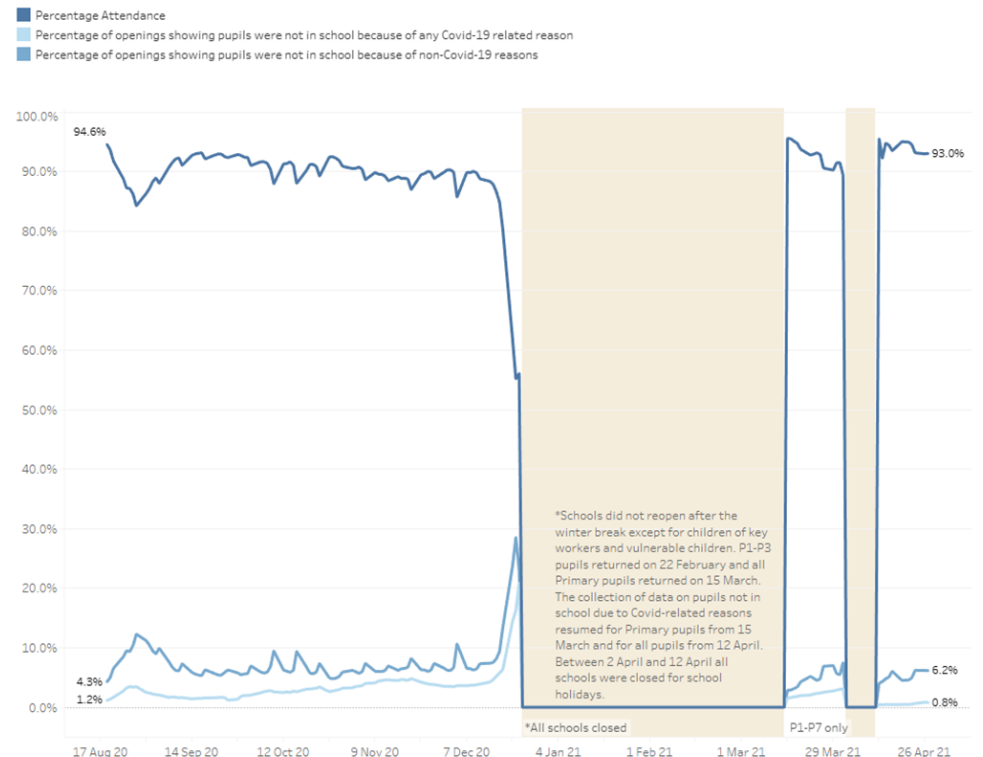
- The rate of testing was 365.3 per 100,000 children and young people aged 2-17 years.
- The percentage of tests that were positive was 5.1% in those aged 2-17 years; a decrease from 6.5% last week.
- The identified COVID-19 positive cases reflected a rate of 25.6 cases per 100,000 2-4 year olds, 27.5 cases per 100,000 5-11 year olds 48.6 per 100,000 12-15 year olds and 47.3 cases per 100,000 16-17 year olds. The rate of cases per 100,000 of the general population was 25.4.

## On 27<sup>th</sup> April:

- Attendance in local authority schools was 93.0%, whilst the percentages of openings recorded as pupils not in school (non Covid-19 reasons) was 6.2%, and for not in school (Covid-19 related reasons) was 0.8%.
- 5,686 pupils were not in school either all or part of the day because of Covid-19 related reasons.



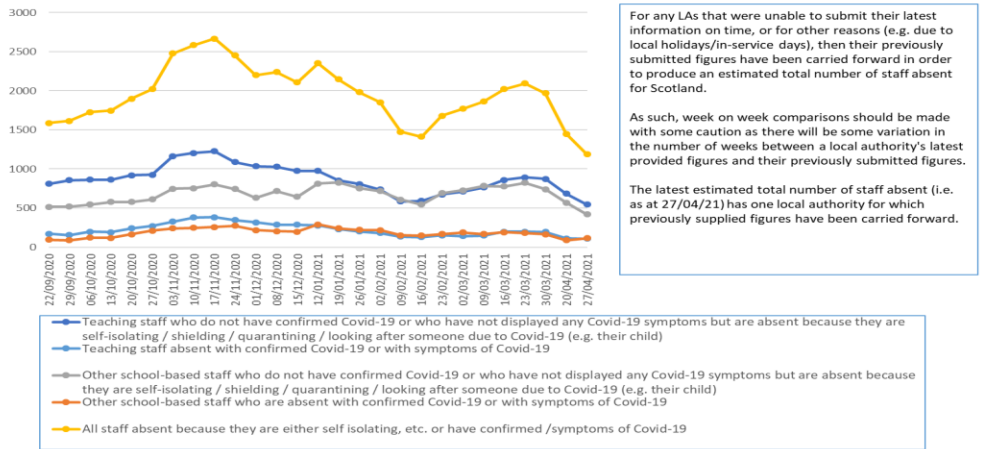
## School Attendance and Absence over time



# Covid-19 Education Recovery Group - Infographic

- 1,187 staff were absent due to Covid-19 related reasons, of which, 655 were teaching staff and 532 were other school-based staff.
- 86,597 children were attending a childcare setting and 875 had a Covid-19 related absence. Note that not all open settings completed the survey and that these figures are an underestimate of the actual number of open settings and children attending.
- This week, 320 (1.5%) childcare staff were absent due to Covid-19 related reasons [based on a 54% response rate].

Estimated number of local authority school-based staff absent due to Covid-related reasons, Scotland



Number of children attending and absent on 27 April by type of childcare provider

