

# Covid-19 Education Recovery Group - Infographic

As at 24th January 2021:

- There have been 13,636 children and young people aged 2-17 years in Scotland who have tested positive for COVID-19 since the start of the outbreak.

In the week ending 24th January 2021:

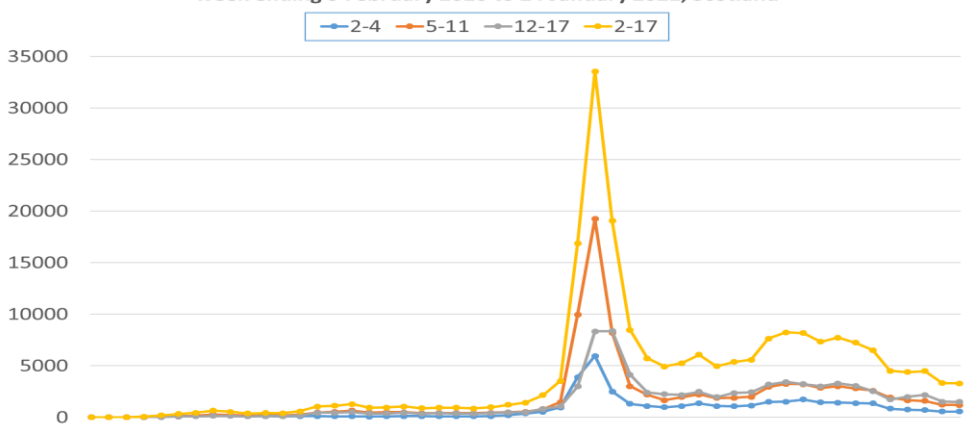
- There were 693 children and young people aged 2-17 years in Scotland who tested positive for COVID-19, among the 3,391 children and young people who were tested.
- The identified COVID-19 positive cases reflected a rate of 57.1 cases per 100,000 2-4 year olds, 62.9 cases per 100,000 5-11 year olds, 70.8 per 100,000 12-13 year olds, 86.2 per 100,000 14-15 year olds and 142.0 cases per 100,000 16-17 year olds. The rate of cases per 100,000 of the general population was 180.6.

On 2<sup>nd</sup> February:

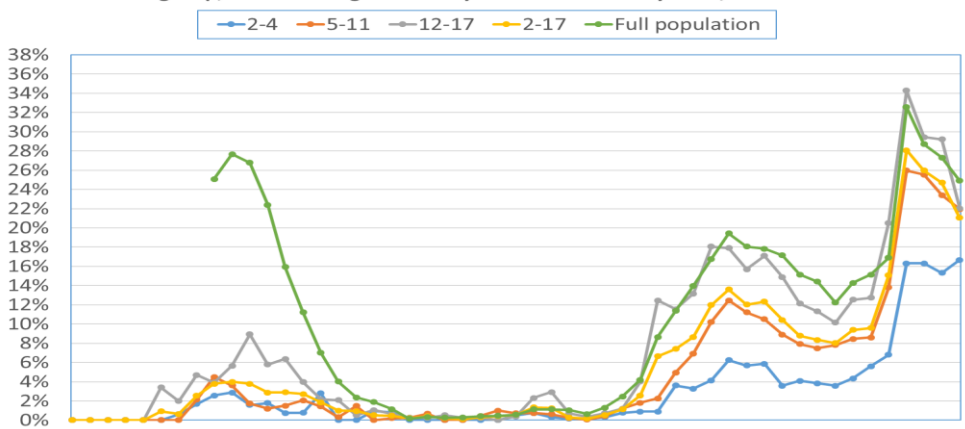
- The overall percentage of pupils in attendance in local authority schools was 7.9% (11.2% in Primary schools, 3.1% in Secondary schools and 18.2% in Special schools).

- 28,121 staff were physically in school, of which, 12,625 were teaching staff and 15,496 were other school-based staff.

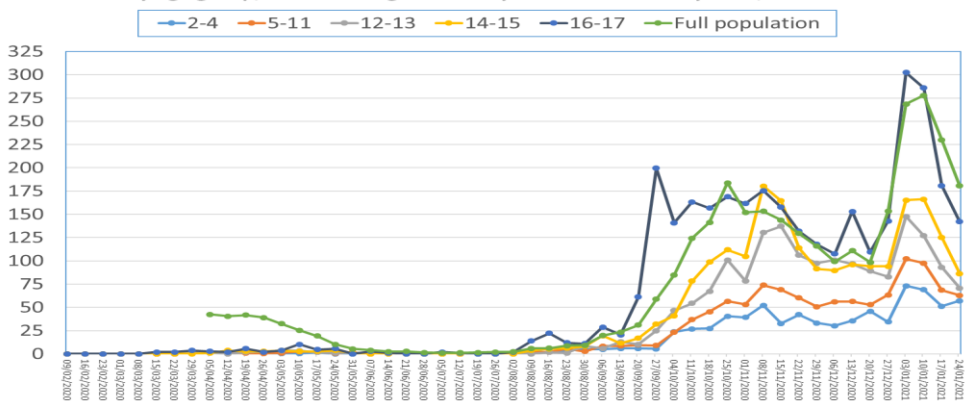
Number of children and young people tested for Covid-19 by age group, week ending 9 February 2020 to 24 January 2021, Scotland



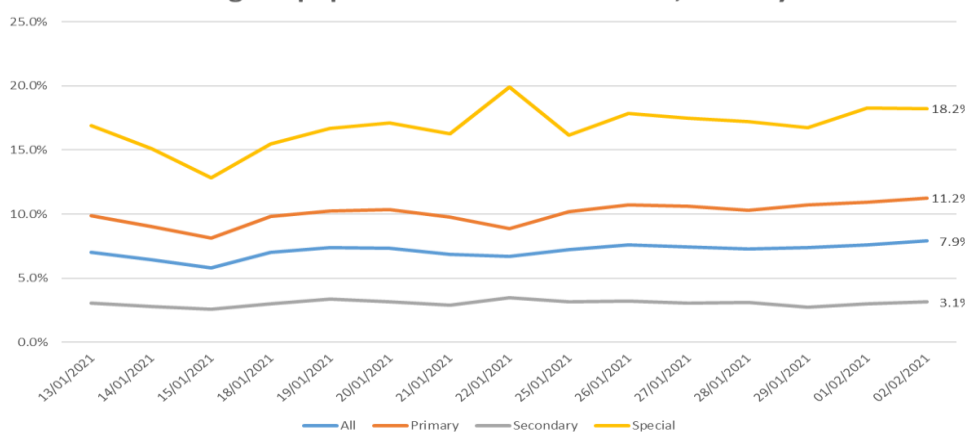
Percentage of children and young people tested positive for Covid-19 by age group, week ending 9 February 2020 to 24 January 2021, Scotland



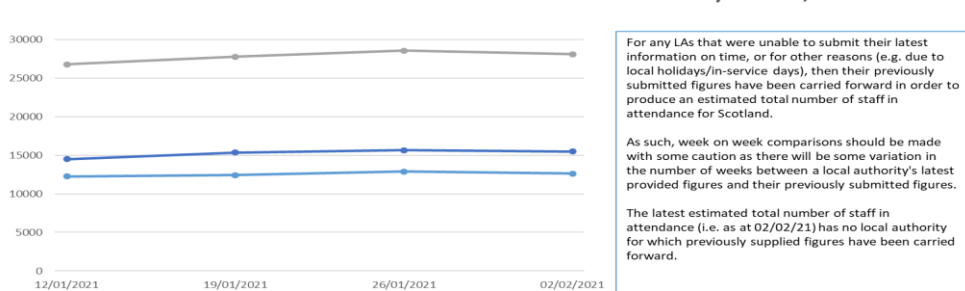
Rate per 100,000 population of positive COVID-19 cases across NHS Scotland, by age group, week ending 9 February 2020 to 24 January 2021, Scotland



Percentage of pupils in attendance at school, January 2021



Estimated number of staff in attendance in local authority schools, Scotland



For any LAs that were unable to submit their latest information on time, or for other reasons (e.g. due to local holidays/in-service days), then their previously submitted figures have been carried forward in order to produce an estimated total number of staff in attendance for Scotland.

As such, week on week comparisons should be made with some caution as there will be some variation in the number of weeks between a local authority's latest provided figures and their previously submitted figures.

The latest estimated total number of staff in attendance (i.e. as at 02/02/21) has no local authority for which previously supplied figures have been carried forward.

— Total number of other school-based staff physically in school today  
— Total number of teaching staff physically in school today  
— Total number of staff physically in school today

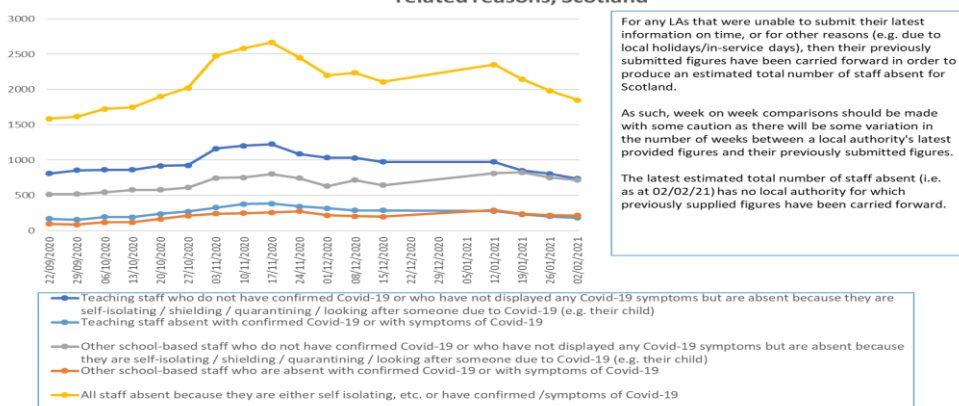
# Covid-19 Education Recovery Group - Infographic

- 1,851 staff were absent due to Covid-19 related reasons, of which, 918 were teaching staff and 933 were other school-based staff.

- 17,956 children were attending a childcare setting and 466 had a Covid-19 related absence. Note that not all open settings completed the survey and that these figures are an underestimate of the actual number of open settings and children attending.

- 700 (3.9%) childcare staff were absent due to Covid-19 related reasons [based on a 53% response rate].

Estimated number of local authority school-based staff absent due to Covid-related reasons, Scotland



Number of children attending and absent on 2 February by type of childcare provider

